




**MACHINE TOOLS FOR
YOUR LOGOSOL MACHINES**



logosol.com




DISCOVER A WIDE PRODUCT RANGE FOR LOGOSOL MACHINES!

Please leaf through our new tool catalogue! Logosol offers a selection of cutting equipment, which includes moulding knives, cutters, blades, end cutters, and other useful cutting tools. Our goal is that you should always be able to choose a Logosol product when you expand your activities.

We offer you an exciting range of tools for hobbyists, craftsmen and light industry in the field of wood processing. You can find the whole range here in our catalogue, in our Internet shop and at our dealers, world-wide. Please contact us, and we will help you find the right product!

We want to be a one-stop supplier for people who work in wood. Logosol has unique experience of small-scale sawing, planing and woodworking. We hope you will find what you need in this catalogue.

You are warmly welcome!



Bengt-Olov Byström

Founder and chairman,
Logosol in Härnösand, Sweden





TABLE OF CONTENTS

TB SYSTEM	4
Tongue and groove	5
Panelling	8
Casing / Baseboards	18
Soffit / crown / cove moulding	26
Joists and Decking	30
Plycaps / Dado mouldings	31
Door profiles	32
Grooving and recessing	33
Round bars	33
Log cabin	34
Corner mouldings	35
Uncategorized mouldings	36
Starter package for Logosols planer/moulders	39
HSS moulding knives 40 x 4 mm	43
HSS moulding knives 50 x 4 mm	48
HSS moulding knives 60 x 4 mm	51
HSS moulding knives 100 x 4 mm	52
HSS moulding knives 130 x 4 mm	53
MAKE YOUR OWN PROFILE	58
UNIVERSAL CUTTER HEADS	60
VERTICAL CUTTER HEADS	70
SKU REGISTER	88
TB System	88
Universal Cutter Heads	90
Vertical Cutter Heads	90

Errors and misprints are reserved.

THIS IS HOW YOU ORDER!

Buying from LOGOSOL is easy. Order from our e-store on www.logosol.com or by phone or email. You are welcome to call us and tell about your projects. We will help you find the right equipment for it.

Welcome to contact us!

LOGOSOL AB
 Fiskaregatan 2
 871 33 Härnösand, SWEDEN
 Phone: +46 611-182 85
 Email: info@logosol.com
 Website: www.logosol.com

TB SYSTEM



The following pages contain a selection of the knives that are available for our TB universal cutters. We have several Swedish and Norwegian standard profiles, and also moulding knives from the American standard collection.

You can choose from 1000 different moulding knives when you set up your own range of planed goods. The knives can be combined in an infinite number of ways, but if you can not find what you are looking for, we can make special knives to your own design.

COMBINATIONS

TONGUE AND GROOVE



Tongue-and-Groove 4 mm (close tolerance, 0.1 mm)

SKU: 94305, 94304



Tongue-and-Groove 4.5 mm (close tolerance, 0.1 mm)

SKU: 94213, 94318



Tongue-and-Groove 6 mm (close tolerance, 0.1 mm)

SKU: 9017, 9016



Tongue-and-Groove 8 mm (t&g floorboards)

SKU: 9017-2, 9016-2



Tongue-and-Groove 10 mm (t&g floorboards)

SKU: 95022, 95021



Tongue-and-Groove 10 mm (close tolerance)

SKU: 9017-3, 9016-3



Tongue-and-Groove (Bath)

SKU: 95039, 95038



Tongue-and-Groove (Bath)

SKU: 95031, 95030



Tongue-and-Groove (Floorboard with nail chamfer)

SKU: 95057, 95056




Tongue-and-Groove (Floorboard)

SKU: 95023, 95024



Tongue-and-Groove (chamfered floorboard profile with nail chamfer)

SKU: 95078, 95079



R = 3 mm, 94306.
 R = 4 mm, 94308.
 R = 5 mm, 94310.
 R = 6 mm, 94312.

Tongue-and-Groove (Canoe insert)

SKU: 94306, 94308, 94310, 94312



Tongue-and-Groove (Garden shed)

SKU: 96015, 96014



Tongue-and-Groove (Garden shed USA)

SKU: 95071, 95070



17 mm

SKU: 94675, 94687



20 mm

SKU: 94670, 94671



23 mm

SKU: 94670, 94671



15 mm

SKU: 94675, 94704



21 mm

SKU: 94670, 94684



27 mm

SKU: 94686, 94685




33 mm

SKU: 94686, 94685




15 mm

SKU: 94675, 94687




21 mm

SKU: 94670, 94671



27 mm SKU: 94686, 94688



33 mm SKU: 94686, 94688



Flooring D&M 1" - 1 3/8" SKU: 95125, 95126



Flooring 1, 1 1/2" SKU: 95129, 95130



Flooring 2, 1 1/2" SKU: 95131, 95130



Flooring 1/4" x 1/4" SKU: 94639, 94638



Flooring SKU: 94572, 94571, 94573



Flooring SKU: 94389, 94390



Decking 3/8" x 7/16" SKU: 95127, 95128



T&G 1/4" x 3/8" SKU: 94635, 94636



T&G 1 9/16" SKU: 95133, 95134



T&G 2, 1 9/16" SKU: 95131, 95135



T&G SKU: 95086, 95085

COMBINATIONS

PANELLING



Chamfered casing

SKU: 9000-16, 95016, 94214

Can also be used indoors



Chamfered panel, 3 mm tongue

SKU: 94209, 94210



Chamfered panel, 5 mm tongue

SKU: 94207, 94206



Rounded panel

SKU: 94205, 94204



Fillet panel

SKU: 94244, 94260, 94221



Log cabin panel

SKU: 94214, 95012, 95013, 94214



Norwegian panel, swan neck

Vertical tongue-and-groove panel with sawn front.
A 4-insert cutter is needed.

SKU: 94259, 94258



Norwegian panel, moulding

Vertical tongue-and-groove panel with sawn front.
A 4-insert cutter is needed.

SKU: 94214, 94244, 94257, 94258



Log cabin panel, 50 mm

SKU: 95004, 95005



Log cabin panel, 80 mm

SKU: 94200, 94201, 94202, 94203



Fell panel

SKU: 94214, 95012, 95013, 94214



Mora panel

SKU: 94213, 94211, 94212, 94214



Tongued, grooved and beaded timber

SKU: 94213, 95015, 95009, 94214



Tongued, grooved and beaded timber with centre profile

SKU: 94213, 95015, 94345, 95009, 94214



Large tongued, grooved and beaded timber

SKU: 94213, 95015, 95072, 94214



Rounded panel

SKU: 94213, 95017, 94214



Chamfered casing

SKU: 94213, 95015, 94214



45° Chamfered panel

SKU: 94317, 94316



Double 45° Chamfered panel

SKU: 94294, 94293



Chamfered panel with centre profile

SKU: 94213, 95015, 94345, 95017, 94214



Chamfered panel with centre profile

SKU: 94213, 95015, 94359, 95017, 94214



Chamfered casing

SKU: 94277, 94276



Single soffit panel

SKU: 94213, 94384



Top hat casing

SKU: 9000-16, 95011, 94218



Chamfered casing

SKU: 95019, 94218, 95019



Decorative casing

SKU: 95019, 95018, 94218



Decorative casing

SKU: 95020, 94218, 95020



Decorative casing

SKU: 95020, 95018, 94218, 95020



Rustic moulding

SKU: 94700, 94698, 94699



Cover moulding

SKU: 94265, 94698, 94731



Casting moulding

SKU: 94706, 94705




22 x 95 mm

SKU: 94696, 94695



22 x 120-145 mm

SKU: 94694, 94693



22x95 mm

SKU: 94670, 95146, 94671



22 x 120-145 mm SKU: 94673, 95146, 94697



22 x 120-145 mm SKU: 94735, 94734, 9000-16




130 x 22 mm SKU: 94732, 91344, 94733



12 mm SKU: 94689, 94691, 94690



15 mm SKU: 94692, 94691, 94690



Chamfered, indoor, 9 mm SKU: 94682, 94683



Chamfered, indoor, 12 mm SKU: 94680, 94681



Chamfered, indoor, 15 mm SKU: 94680, 94681



Chamfered, indoor, 21 mm SKU: 94670, 955144



Straight, indoor, 15 mm SKU: 94675, 94674



Straight, indoor, 21 mm SKU: 94670, 955145



Chamfered, outdoor, 22 x 95 mm SKU: 94677, 94676



Chamfered, outdoor, 22 x 120-145 mm SKU: 94679, 94678



Straight, 22 mm SKU: 94673, 94672



Barokkledning

SKU: 95159



Empire batten

SKU: 94744, 94745



Buer casing

SKU: 94737, 94738



Single rabbet

SKU: 94740, 9000-16



Double rabbet 28° chamfer with stagger

SKU: 94740, 94798, 9000-16



Chamfered T&G board

SKU: 94747, 94746



Double rabbet 28° chamfer with stagger

SKU: 94740, 94741, 94739, 9000-16



Tongued, grooved and beaded panel

SKU: 94749, 94748, 94214



Double rabbet 60° chamfer

SKU: 94740, 94738, 9000-16



Rustic T&G board, round edge

SKU: 94751, 95160, 94750



Empire casing

SKU: 9000-16, 94742, 94743



Shadow moulding, round edge

SKU: 94751, 95160, 94750



Sveitser tongued grooved and beaded board

SKU: 94752, 94742, 95161, 94214



Vestland T&G and beaded board with chamfer

SKU: 94740, 94742, 95162, 9000-16



Vestland T&G board with hollow rabbet

SKU: 94751, 95163, 94214



Chamfered casing

SKU: 94654, 94655



Smooth T&G board

SKU: 94656, 94756



Rounded T&G panel with round moulding

SKU: 94658, 95141, 94214



Chamfered T&G panel with round moulding

SKU: 94657, 95140, 94214



Möller cabin panel

SKU: 94661, 94663, 95142, 94214



Tongued, grooved and beaded timber

SKU: 94654, 94664, 94214



Rustic T&G casing, round edge

SKU: 94658, 95143, 94214



Rustic panel, chamfered edge

SKU: 94657, 94655, 94214



Shadow panel, square edge

SKU: 94661, 94668



Shadow panel, chamfered edge

SKU: 94657, 94655, 94214



Lower panel

SKU: 94667, 94666



Double groove panel, joining piece

SKU: 94244, 94214



Joining panel, square edge

SKU: 94661, 94662



Joining panel, round edge

SKU: 94658, 94659



Joining panel, chamfered edge

SKU: 94657, 94660



TB133

SKU: 94474, 94472, 94473



TB134

SKU: 94471, 94469, 94470



TB135

SKU: 94468



Batten big

SKU: 94414, 94415, 94413



Ogee batten, small

3/4" x 1-3/4"

SKU: 94417, 94418, 94416



TB224

SKU: 94583, 94584



TB229

SKU: 94575, 94576



TBBT9

SKU: 94559, 94560



TBBT7

SKU: 96062



Ceiling 1 x 6 EV

23/32" x 5-3/8"

SKU: 94443, 94444



Ceiling 5-8 x 4 EB

9/16" x 3-3/8"

SKU: 94449, 94448, 94450



Ceiling 5-8 x 4 V

9/16" x 3-3/8"

SKU: 94451, 94452



3/4" X 3 3/8" - 10 7/8"

T&G 1/4" x 1/4"

SKU: 94637, 94638



3/4" X 3 1/2" - 10 3/4"

Shiplap 1/2"

SKU: 94647



23/32" x 5-3/8"

Ceiling E-CB

SKU: 94446, 94447, 94448, 94411



1 9/16" X 4 - 11", 1/2" LAP

Shiplap 2" - 12"

SKU: 95122



23/32" x 5-3/8"

Ceiling CV

SKU: 94443, 94445, 94444



11/16" X 1-5/8"

TB182

SKU: 94619, 94618, 94620



9/16" x 3-3/8"

E-CV Ceiling

SKU: 94454, 94453, 94455



9/16" X 1-1/8"

TB183

SKU: 94617, 94616



9/32" X 1-3/8"

TB185

SKU: 94621



Ambers

SKU: 94546, 94545



Siding 101

SKU: 94430, 95088, 9400-20



23/32" X 5 3/8" - 11 1/8"

Channel rustic siding

SKU: 95132, 94647



Siding 104

SKU: 94433, 94434, 95089, 94411



3/4" X 3 1/2" - 10 7/8"

Shiplap, 3/8" lap

SKU: 94648, 94648



Siding 105

SKU: 94430, 95090, 9400-20



Siding 106
SKU: 94410, 95091, 94411



Siding 115
SKU: 94437, 91087, 91088, 9000-20



Siding 118
SKU: 94439, 96027, 91089, 94411



Siding 124
SKU: 94410, 91343, 94411



Siding 102
SKU: 94410, 95089, 94411



Siding 103
SKU: 94431, 94432, 95088, 9000-16



Siding 109
SKU: 94430, 95092, 9000-16



Siding 115
SKU: 9000-16, 91075, 91076, 94437



Siding 117
SKU: 9000-16, 91074, 96075, 94644



Siding 118
SKU: 94439, 96027, 91073, 94411



V-CV Rustic
SKU: 94440, 94442, 94441



WP 2-WP 4
SKU: 94400, 94419, 96025, 94369



WP 3
SKU: 94402, 94403, 94401



WP 4
SKU: 94420, 94421



WP 6 SKU: 94405, 94425, 94425, 94396



WP 7 SKU: 94422, 94424, 94423



WP 8 SKU: 94400, 94404, 94369



WP 9 SKU: 94426, 94407, 9000-20



WP 10 SKU: 94405, 94406, 94396



WP 11 SKU: 94422, 94423



WP 12 SKU: 94397, 94399, 94396



WP 13 SKU: 94401, 94407, 91072



WP 14 SKU: 94397, 94398, 94396



WP 16 SKU: 94420, 94424, 94421




WP 18 SKU: 94420, 94424, 94421



1 x 4 E-CV Partition SKU: 94458, 94453, 94459



1 x 6 E-CV Partition SKU: 94456, 94445, 94457



Beaded partition SKU: 94427, 94429, 94411, 94429



E-CB Partition

SKU: 94458, 94447, 94448, 94411

23/32" x 5-3/8"



E-CV Partition

SKU: 94460, 94453, 94461

9/16" x 3-3/8"



V Partition

SKU: 94458, 94459

23/32" x 3-7/16"

COMBINATIONS

CASING / BASEBOARDS



Fillet

SKU: 95025, 94269



Log cabin moulding

SKU: 95025, 95013



Swan neck moulding

SKU: 95025, 94259



Quarter-round moulding

SKU: 94272



Rustic moulding

SKU: 95025, 94215, 90129



Haga moulding

SKU: 95025, 95033



Gamlestad moulding

SKU: 95025, 95017, 94259



Stockholm moulding

SKU: 95025, 96009, 94267



Gotland moulding

SKU: 95025, 91081, 94265



Halland moulding

SKU: 95025, 91002



Backa moulding

SKU: 95025, 94357



Utby moulding

SKU: 95025, 96018, 94353



Villa Frimodig

SKU: 95025, 91321



Log cabin casing

SKU: 94248, 95013



Rustic casing

SKU: 94248, 94215, 90129



American casing, 57 mm

SKU: 9000-16, 96019, 94208



Backa casing

SKU: 94356, 94357



Decorative casing, 70 mm

SKU: 94251, 96003



Decorative casing, 95 mm

SKU: 94251, 91001



Quarter-round casing

SKU: 94272



Gamlestad casing

SKU: 94248, 95017, 94259



Door trim

SKU: 94208, 91025



Gotland casing

SKU: 94258, 91080, 94257



Rounded casing

SKU: 94268, 94285



Skirö casing

SKU: 94356, 96022, 94383



Haga casing

SKU: 94248, 95033



Stockholm casing

SKU: 94248, 96009, 94267



Halland casing

SKU: 94248, 91002



Swan neck casing

SKU: 94248, 94259



Sätra casing

SKU: 91083, 94354



Utby casing

SKU: 94356, 96018, 94353



Villa Frimodig

SKU: 94329, 91020



43 mm

9,5 / 12 x 43 mm.

SKU: 94208, 94702



56 mm

9,5 - 12 - 15 x 56 mm.

SKU: 94208, 96072



69 mm

12 x 69 mm.

SKU: 94208, 91079



43 x 12 mm

43 x 21 mm.

SKU: 94208, 95158, 94248



56 x 21 mm

56 x 21 mm.

SKU: 94208, 96071, 94248



43 mm

9,5 / 12 x 43 mm.

SKU: 94208, 94736, 94701



56 mm

9,5 / 12 x 56 mm.

SKU: 94208, 95148, 94701



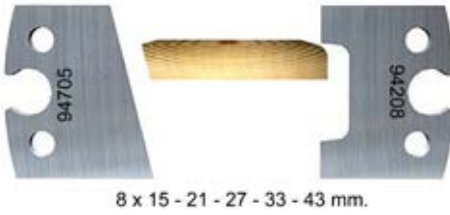
69 mm

12 x 69 mm.

SKU: 94208, 91078, 94701



43 x 21 mm
SKU: 94208, 95158, 94248



8 x 15 - 21 - 27 - 33 - 43 mm
SKU: 94705, 94208



TBBA1
SKU: 94554, 94555



TBBA19
SKU: 94553



TBBA21
SKU: 94556



TBBA68
SKU: 94551



TBBA70
SKU: 94557, 94558



TBBA42
SKU: 94552



Fortune
SKU: 94465, 91064



TB442
SKU: 95139, 94494



TB307
SKU: 96029, 94479



TB315
SKU: 96030, 94480



TB316
SKU: 96031, 94481



TB321
SKU: 95094, 94482



TB324
SKU: 96032



TB327 SKU: 96033, 94483



TB328 SKU: 95095, 94484



TB329 SKU: 95096, 94485



TB330 SKU: 95097, 94486



TB332 SKU: 94487, 94488



TB346 SKU: 95098



TB351 SKU: 94208, 96035



TB356 SKU: 94208, 96034



TB361 SKU: 94464, 95099, 94489



TB366 SKU: 94490, 94491



TB387 SKU: 94208, 95100



TB413 SKU: 94467



TB440 SKU: 94208, 96036, 94492



TB444 SKU: 94463, 91029, 94466



TB501 SKU: 94463, 96037



TB502 SKU: 94463, 96038



TB503 SKU: 94208, 96039



TB504 SKU: 94463, 96040



TB506 SKU: 94463, 91030



TB507 SKU: 94463, 96042, 94496



TB508 SKU: 94463, 96041, 94495



TB509 SKU: 94466, 95102, 94498



TB510 SKU: 94465, 95101, 94497



TB511
SKU: 96043, 94501



TB512
SKU: 91031



TB515
SKU: 91032



TB2000
SKU: 94503, 91327, 94502



TB2001
SKU: 94505, 96046, 94505



TB2002
SKU: 91033



TB2003
SKU: 91035



TB2004
SKU: 91034



TB2005
SKU: 94507, 94506, 94508



TB2006
SKU: 91036



TB2007
SKU: 91037



TB2008
SKU: 91038



TB2009
SKU: 91039



TB2010
SKU: 96047



TB2011
SKU: 94463, 96048, 94463



TB2012
SKU: 94465, 91040, 94509



TB2013
SKU: 94463, 91041, 94463



TB2014
SKU: 96049



TB2015
SKU: 91042



TB2033
SKU: 94510, 96050, 94511



TB2039
SKU: 94513, 94512, 94514



TB2045
SKU: 94464, 95103, 94464



TB2051
SKU: 95104



TB2057
SKU: 94516, 94515, 94517



TB2063 SKU: 91043



TBA44 SKU: 91328



TBMK0047 SKU: 91047



TB2069 SKU: 94248, 95105, 94518



TBCA33 SKU: 95114, 94561



TBCA294 SKU: 94565, 91063, 94566



TB2075 SKU: 94465, 95106, 94519



TBCA52 SKU: 91080



TBA45 SKU: 94528, 91046, 94529



TB2081 SKU: 94463, 95107, 94463



TBCA147 SKU: 91059



TB2087 SKU: 94520, 91044



TBCA180 SKU: 94562, 91061, 94563



TBCA197 SKU: 96063



TBA41 SKU: 94524, 96053, 94523



TBCA261 SKU: 94567, 94568



TBA42 SKU: 94526, 94525, 94527



TBCA263 SKU: 91062



TBA43 SKU: 94526, 91045, 94527

COMBINATIONS

SOFFIT / CROWN / COVE MOULDING



Shadow moulding

SKU: 94262, 95036, 94263



Staircase moulding

SKU: 94274, 94273, 95019



Quarter-round soffit moulding

SKU: 94216, 94249



Profile soffit moulding, 70 mm

SKU: 95032, 96006



Swan neck soffit moulding, 45 mm

SKU: 94216, 94215



Swan neck soffit moulding, 56 mm

SKU: 94216, 95014



Swan neck soffit moulding, 68 mm

SKU: 94216, 96007



Swan neck soffit moulding, 80 mm

SKU: 95032, 91082



Swan neck soffit moulding, 95 mm

SKU: 95032, 91023



Swan neck soffit moulding, 120 mm

SKU: 95032, 91301



Swan neck soffit moulding, USA, 80 mm

SKU: 95073, 91082



Hollow soffit moulding, 45 mm

SKU: 94216, 94215,



Utby soffit moulding

SKU: 94355, 95016, 94353



Hollow soffit moulding, 60 mm

SKU: 95010




Villa Frimodig

SKU: 95032, 91320



Hollow soffit moulding, 70 mm

SKU: 96005



27 mm

27 x 12 mm.

SKU: 95073, 94720, 95074



Hollow soffit moulding, 95 mm

SKU: 91003



43 mm

15 x 43 mm.

SKU: 94216, 94721



Plaster cornice moulding

SKU: 94264, 94266, 94265



Backa soffit moulding

SKU: 95032, 91022



69 mm

SKU: 96069





TB52 SKU: 96055



TB53 SKU: 96056



TB54 SKU: 95109



TB57 SKU: 91051



TB58 SKU: 95110



TB59 SKU: 94542



TB60 SKU: 94543



TB67 SKU: 95111



TB68 SKU: 94544



TB4020 SKU: 91330



TB4025 SKU: 91331



TB4026 SKU: 91332



TB4027 SKU: 91052



TB4028 SKU: 91053



TB4029 SKU: 91054



TB4030 SKU: 96057



TB4034 SKU: 91055



TB4037 SKU: 91333



TB4039 SKU: 91056



TB4045 SKU: 91057



TBMK0044 SKU: 95112



TBMK0045 SKU: 96058



TBMK4061 SKU: 91058



TBMK0046 SKU: 94574, 96089, 95073

COMBINATIONS

JOISTS AND DECKING



Straight SKU: 9500-16



Rounding, single SKU: 95006, 95007



Rounding, double, 19 mm SKU: 94208



Rounding, double, 25 mm SKU: 94295



Rounding, double, 28 mm SKU: 94248



Rounding, double, 48 mm SKU: 96017



Grip profile 1 SKU: 96020



Grip profile 2 SKU: 91004



Grip profile 3 SKU: 96021



22 mm 22 x 70 - 95 mm. SKU: 94208



28 mm 28 x 95 mm. SKU: 94248



34 mm 34 x 95 mm. SKU: 95147



Joist 45 mm SKU: 95008



1/8" Radius X 3/4" Thick

TBEE001

SKU: 94585



3/16" Radius x 3/4" Thick

TBEE002

SKU: 94586



1/8" Radius x 1" Thick

TBEE003

SKU: 94587



3/16" Radius X 1" Thick

TBEE004

SKU: 94588



1/8" Radius X 1-1/2" Thick

TBEE005

SKU: 95121



1/8" Radius X 1-1/2" Thick

TBEE006

SKU: 95122



SKU: 94275



SKU: 95047

COMBINATIONS

PLYCAPS / DADO MOULDINGS



Rounded

SKU: 94244, 96002



Profile

SKU: 94244, 96004



Profile

SKU: 95075, 94214



Villa Fridodig

SKU: 94330, 91021



TB290

SKU: 94623, 94622

11/16" X 1-3/8"



TB292

SKU: 94624, 94622

9/16" X 1-1/8"



11/16" X 1-1/8"

TB294

SKU: 94625, 94622



1/2" X 1-1/4"

TB295

SKU: 94626, 94622



3/4" X 3/4"

TB296

SKU: 94627, 94646

COMBINATIONS

DOOR PROFILE




SKU: 94760



SKU: 94759



SKU: 94758



SKU: 94757



Door profile 1

SKU: 95082



Door profile 1

SKU: 95083



Door profile 2

SKU: 95002



Door profile 2-2

SKU: 95003

COMBINATIONS

GROOVING AND RECESSING



Grooving of casings

SKU: 94219



Cutouts in casings

SKU: 94261




Cutouts in base board

SKU: 96008

COMBINATIONS

ROUND BARS



Diameter 33 mm

(also suitable for making dowels for log cabins)

SKU: 94381, 94382



Round bar, 24 mm

SKU: 94302, 94301, 94303



Round bar, 40 mm

SKU: 95045, 94253, 95046



Radius 12 mm.

12 mm

SKU: 94707, 94708, 94709



15 mm

Radius 15 mm.

SKU: 94713, 94714, 94715



21 mm

Radius 21 mm.

SKU: 94710, 94711, 94712



27 mm

Radius 27 mm.

SKU: 94716, 94717, 94718



33 mm

Radius 33 mm.

SKU: 95153, 94719, 95154



43 mm

Thickness 5.5 mm

SKU: 956067, 95155, 956068

COMBINATIONS

LOG CABIN



TB3400

3/4" X 3-1/2"


SKU: 94615, 91070, 94614



TB3405

3/4" X 4"


SKU: 94615, 91071, 94614



TB3405

3/4" X 4-1/2"

SKU: 94615, 91340, 94614



TM3420

3/4" X 5"


SKU: 94615, 91341, 94614



TB3430

3/4" X 5-1/2"

SKU: 94615, 91342, 94614



Logg 4" - 8" Chamfer

SKU: 94547, 96060, 94548, 96061, 95113




Logg 4" - 8" Rounded

SKU: 94549, 96060, 94550, 96061, 95113

COMBINATIONS

CORNER MOULDINGS



21 x 21 mm.

21 mm

SKU: 94723, 94722



27 x 27 mm.

27 mm

SKU: 94725, 94724



33 x 33 mm.

33 mm

Thickness 5.5 mm

SKU: 955157, 95156



43 x 43 mm.

43 mm

SKU: 96070, 9000-16

COMBINATIONS

UNCATEGORIZED MOULDINGS



Double 45° chamfer

SKU: 95032



Single 45° chamfer

SKU: 94380



Lower window lining, profiled lower board

SKU: 95076



Lower window lining

SKU: 95027, 94358




Lower window lining, Villa Frimodig

SKU: 95058, 95059



Lower window lining

SKU: 94332, 94331



9 x 9 mm.

Quarter-round moulding, 9 mm

SKU: 94730, 94726



12 x 12 mm.

Quarter-round moulding, 12 mm

SKU: 94730, 94727



15 x 15 mm.

Quarter-round moulding, 15 mm

SKU: 94730, 94728



21 x 21 mm.

Quarter-round moulding, 21 mm

SKU: 94730, 94729



Triangular moulding, 15/21 mm

SKU: 94730



21 x 33 mm.

Shadow moulding, 21x33 mm

SKU: 95149, 94703



33 x 43 mm.
Shadow moulding, 33x43 mm
 SKU: 95149, 956073



21 x 43 mm.
Shadow moulding, 21x43 mm
 SKU: 95151, 95152



Beads, shelving 2 bead
 SKU: 94409



Beads, shelving 3 bead
 SKU: 94408



Bullnose, TB5004
 SKU: 94580



Bullnose, TB5005
 SKU: 94581



Bullnose, TB5006
 SKU: 95120



Bullnose, TB5007
 SKU: 94582



Chair rails, TB303
 SKU: 94531, 95108, 94530



Chair rails, TB304
 SKU: 94467, 96054,



Chair rails, Shiplap EV15
 SKU: 95124, 95123




Doorstop, TB816
 SKU: 94643



Doorstop, TB827
 SKU: 94589



Doorstop, TB848
 SKU: 94590




Doorstop, TB853
 SKU: 94591




Doorstop, TB877
 SKU: 94592




Doorstop, TB886
 SKU: 94593



Doorstop, TB908
 SKU: 94594



Doorstop, TB916
 SKU: 94595



Doorstop, TB947
 SKU: 94596



Glass bead, TB147
 SKU: 94597



Glass bead, TB148
 SKU: 94598



Glass bead, TBMK002
 SKU: 94768



1/2" X 15/16"

Glass bead, TBMK003

SKU: 94600



11/16" X 3/4"

Glass bead, TBMK004

SKU: 94601



3/8" X 3/8"

Glass bead, TBMK005

SKU: 94602



5/8" X 3/8"

Glass bead, TBMK006

SKU: 94603



1/2" X 13/16"

Glass bead, TBMK007

SKU: 94604



3/8" X 11/16"

Glass bead, TBMK008

SKU: 94605



1/2" X 1/2"

Glass bead, TBMK009

SKU: 94606



5/8" X 3/8"

Glass bead, TBMK0010

SKU: 94607



3/8" X 3/4"

Glass bead, TBMK0011

SKU: 94608



1/2" X 5/8"

Glass bead, TBMK0012

SKU: 94609



1/2" X 11/16"

Glass bead, TBMK0013

SKU: 94610



9/16" X 1/2"

Glass bead, TBMK0014

SKU: 94611



1/2" X 3/4"

Glass bead, TBMK0015

SKU: 94612



3/8" X 5/8"

Glass bead, TBMK0016

SKU: 94613



1" X 1"

Quater round, TB104

SKU: 95032, 94628



3/4" X 3/4"

Quater round, TB105

SKU: 94629



11/16" X 11/16"

Quater round, TB106

SKU: 94630



5/8" X 5/8"

Quater round, TB107

SKU: 94631



1/2" X 1/2"

Quater round, TB108

SKU: 94632



3/8" X 3/8"

Quater round, TB109

SKU: 94633



1/4" X 1/4"

Quater round, TB110

SKU: 94634

STARTER PACKAGE WITH MOULDING KNIVES AND GIBS

FOR THE PLANER/MOULDER PH260

The package includes:

14 pairs of moulding knives of HSS and 3 pairs of gibs. The starter package of moulding knives allows you to produce a wide range of profiles. See for example the set-ups to the right. Let these examples of wood profiles inspire you, but you can make much more with the starter package!



Starter package with moulding knives and gibs for the PH260

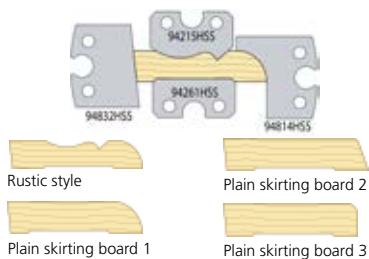
LOGOSOL PH260 four-sided planer/moulder

SKU: TB90-009

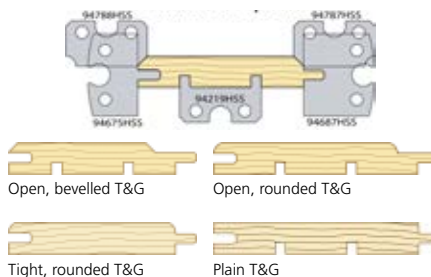
Examples of wood profiles you can make with the knives in the starter package:



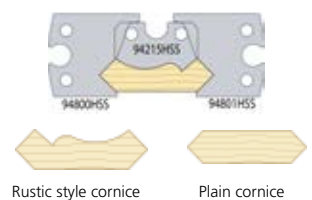
SKIRTING BOARDS



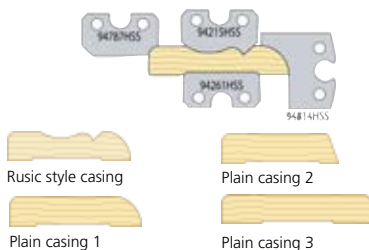
PANELLING



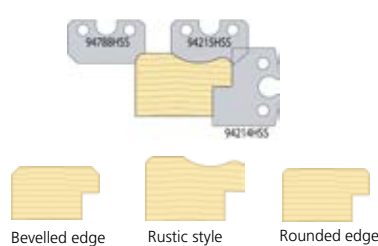
CORNICES



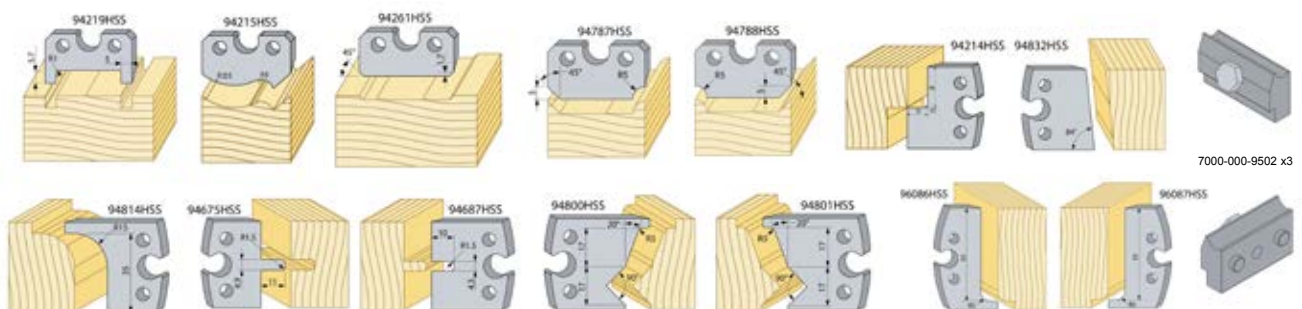
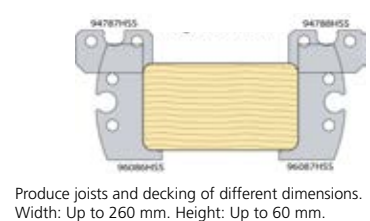
CASINGS



WAINSCOT MOULDINGS



JOISTS & DECKING



SKU TB90-009 contains of:

94219, 94215, 94261, 94787, 94788, 94214, 94832, 7000-000-9502, 94814, 94675, 94687, 94800, 94801, 96086, 96087

STARTER PACKAGE WITH MOULDING KNIVES AND GIBS

FOR THE PLANER/MOULDER PH360/PH365

The package includes:

14 pairs of moulding knives of HSS and 3 pairs of gibs. The starter package of moulding knives allows you to produce a wide range of profiles. See for example the set-ups on the previous page. Let these examples of wood profiles inspire you, but you can make much more with the starter package!

Starter package with moulding knives and gibs for the PH360/PH365

SKU: TB90-008

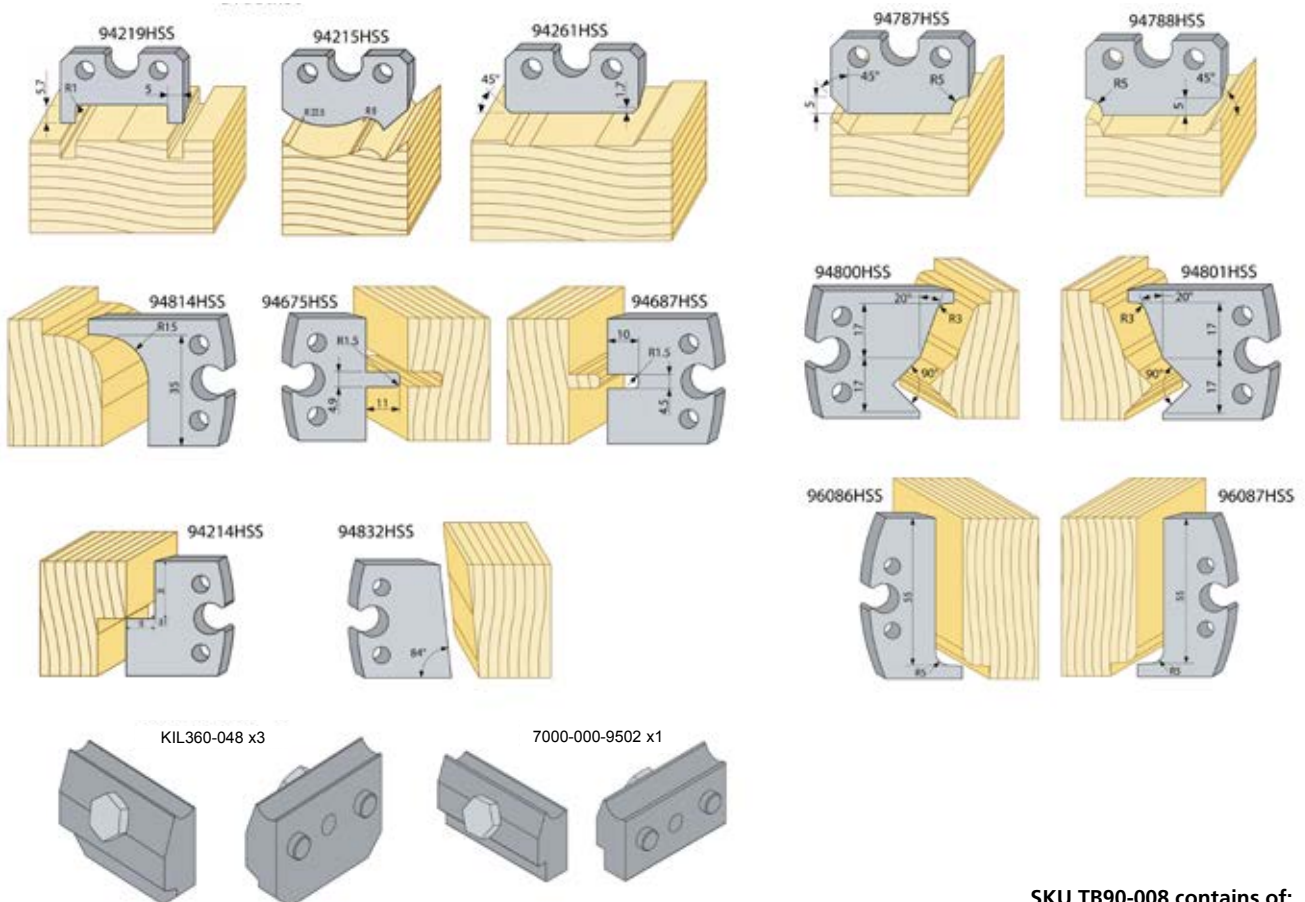


LOGOSOL PH360 four-sided planer/moulder



You can do all this and much more with the starter package!

Our planer/moulders are perfect for custom-made knives. A common request is wide floorboards for old houses.



SKU TB90-008 contains of:

- 94219, 94215, 94261, 94787, 94788, 94814, 94675, 94687, 94800, 94801, 94214, 94832, 96086, 96087, KIL360-084, 7000-000-9502

STARTER PACKAGE WITH MOULDING KNIVES AND GIBS

FOR THE PLANER/MOULDER DH410

The package includes:

10 pairs of moulding knives of HSS, and 2 pairs of knife gibs.

The starter package of moulding knives allows you to produce a wide range of profiles. Our experience tells us that these profiles will without doubt be very useful to you.



Starter package with moulding knives and gibs for the DH410

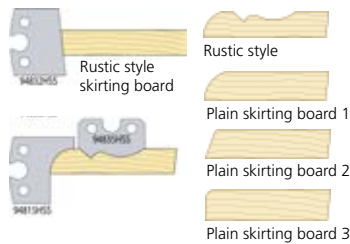
SKU: TB90-011

LOGOSOL DH410 two-sided planer/moulder

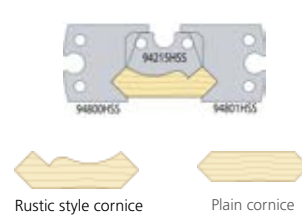
Examples of wood profiles you can make with the knives in the starter package:



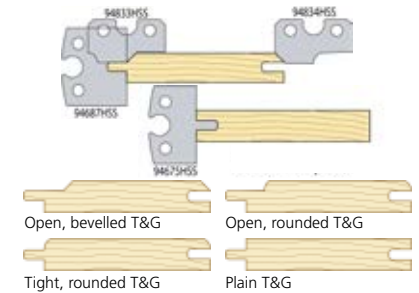
SKIRTING BOARDS



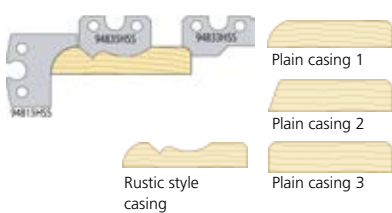
CORNICES



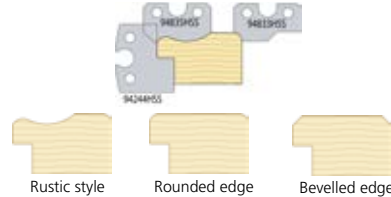
PANELLING



CASINGS

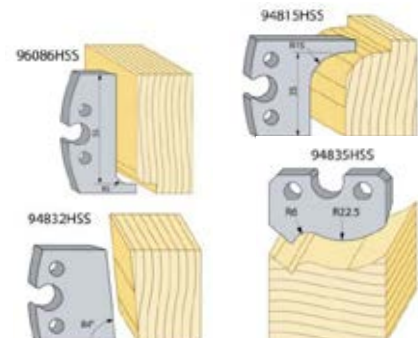

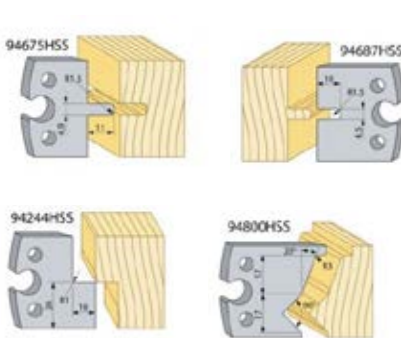
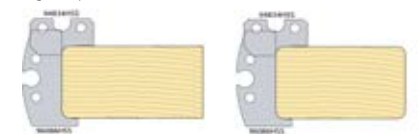


WAINSCOT MOULDINGS



JOISTS AND DECKING

Produce joists and decking of different dimensions.
Width: Up to 410 mm.
Height: Up to 60 mm.



SKU TB90-011 contains of:

94675, 94687, 94833, 94834, 96086, 94815, 94244, 94800, 7000-000-9502, 94832, 94835

STARTER PACKAGE WITH MOULDING KNIVES AND GIBS

FOR THE SOLO PLANER SH410

The package includes:

9 pairs of moulding knives of HSS, 3 pairs of gibs and one pair of position holders. Look at the examples of knife combinations to the right. Let these examples inspire you, but you can make much more with the starter package!



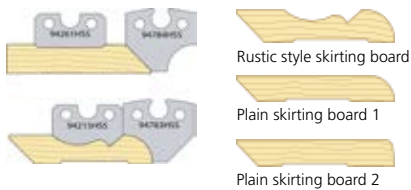
SKU: TB90-010



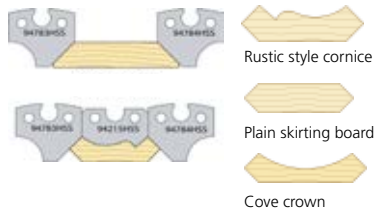
LOGOSOL SH410 solo planer

Examples of wood profiles you can make with the knives in the starter package:

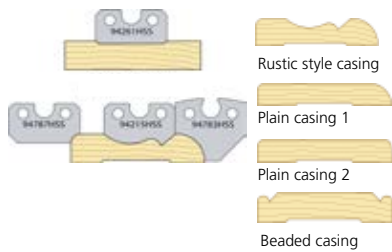
SKIRTING BOARDS



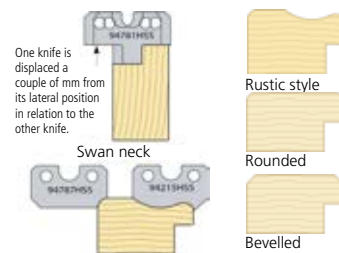
CORNICES



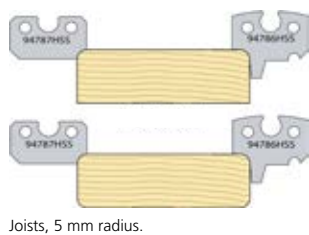
CASINGS



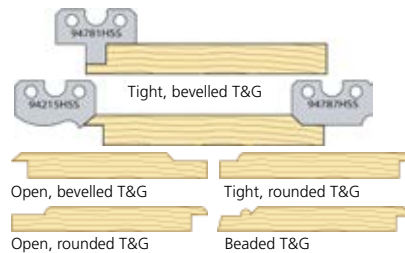
WAINSCOT MOULDINGS



JOISTS & DECKING



PANELLING



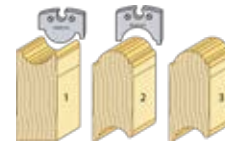
KNIVES FOR T&G PRODUCTION WITH THE SH410

The package includes:

Three selected knife pairs for tongue and groove. Hot tub knives, garden cabin knives and T&G knives. They fit in the top cutter of the SH410. You have to machine the workpiece twice for a finished profile.

SKU: 7504-555-9999

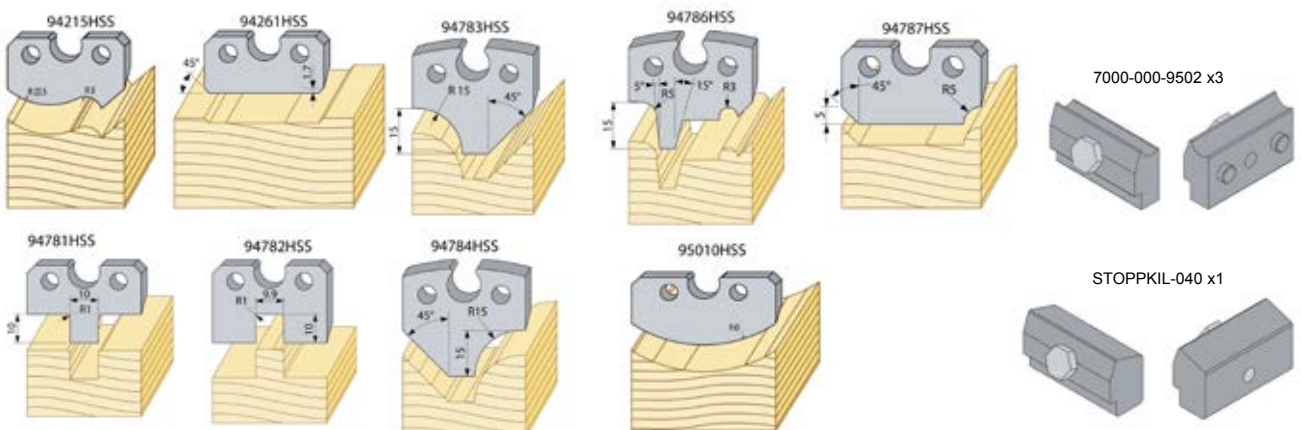
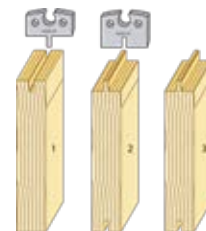
HOT TUB KNIVES, 50 MM



GARDEN CABIN KNIVES, 50 MM



T&G KNIVES, 40 MM

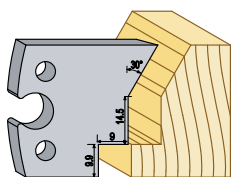


SKU TB90-010 contains of:

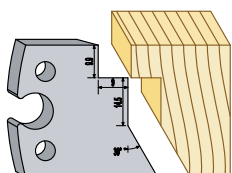
94215, 94261, 94783, 94786, 94787, 7000-000-9502, 94781, 94782, 94784, 95010, STOPPKIL-040

40 MM

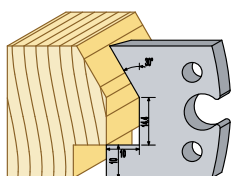
HSS MOULDING KNIVES 40X4MM



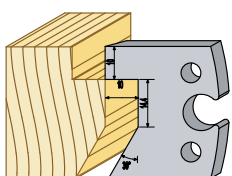
SKU: 94200



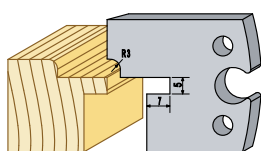
SKU: 94201



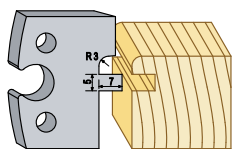
SKU: 94202



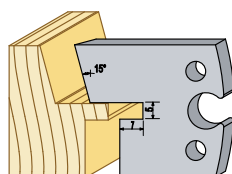
SKU: 94203



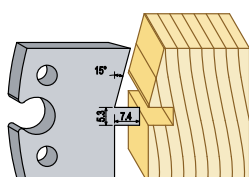
SKU: 94204



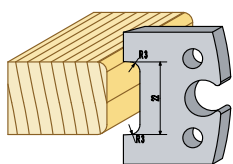
SKU: 94205



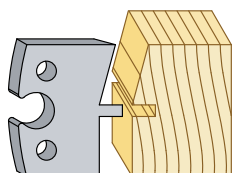
SKU: 94206



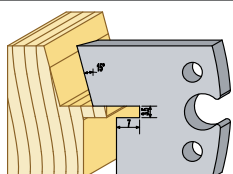
SKU: 94207



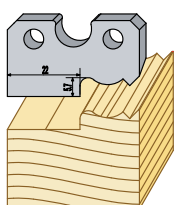
SKU: 94208



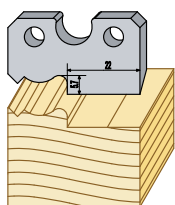
SKU: 94209



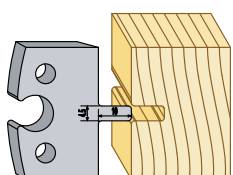
SKU: 94210



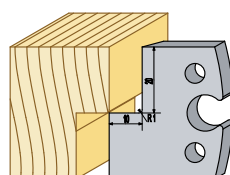
SKU: 94211



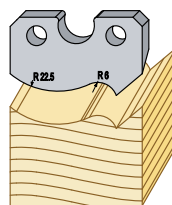
SKU: 94212



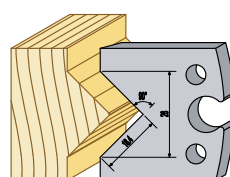
SKU: 94213



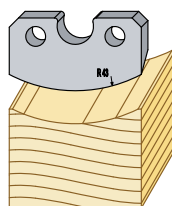
SKU: 94214



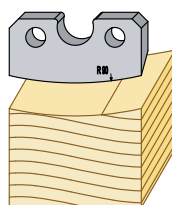
SKU: 94215



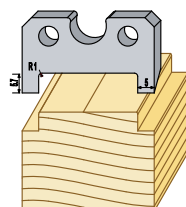
SKU: 94216



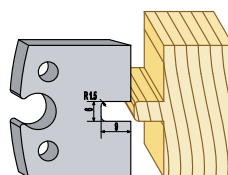
SKU: 94217



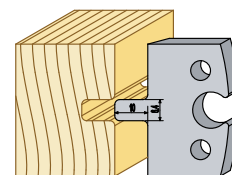
SKU: 94218



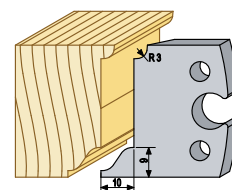
SKU: 94219



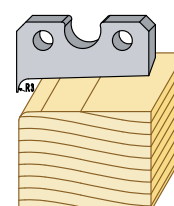
SKU: 94220



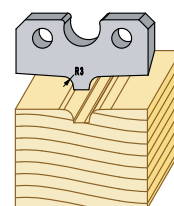
SKU: 94221



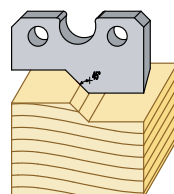
SKU: 94222



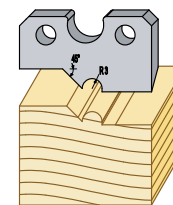
SKU: 94223



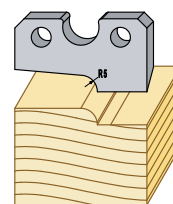
SKU: 94224



SKU: 94225

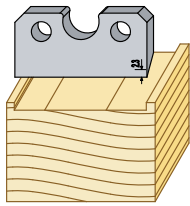


SKU: 94226

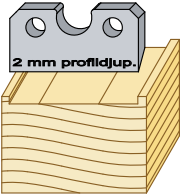


SKU: 94227

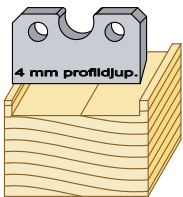
HSS MOULDING KNIVES 40X4MM



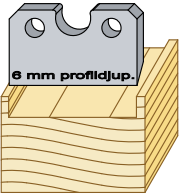
SKU: 94229



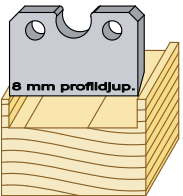
SKU: 94232



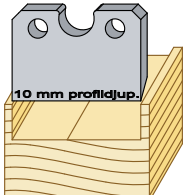
SKU: 94234



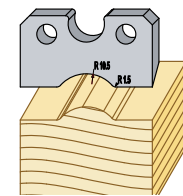
SKU: 94236



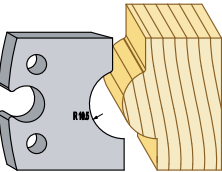
SKU: 94238



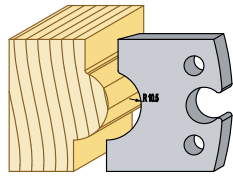
SKU: 94240



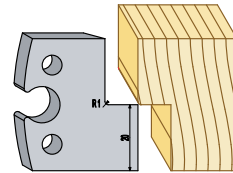
SKU: 94241



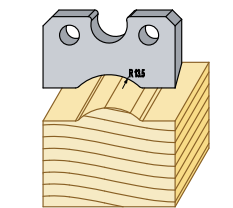
SKU: 94242



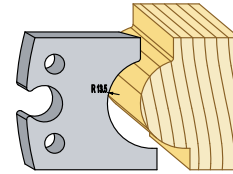
SKU: 94243



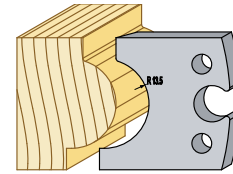
SKU: 94244



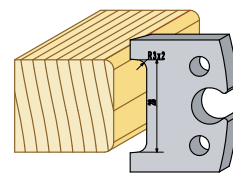
SKU: 94245



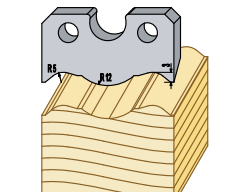
SKU: 94246



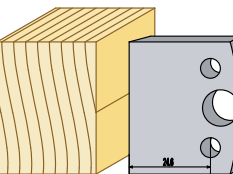
SKU: 94247



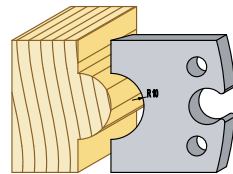
SKU: 94248



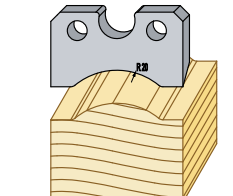
SKU: 94249



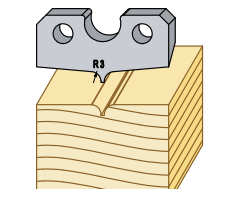
SKU: 94250



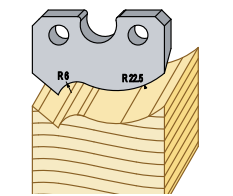
SKU: 94251



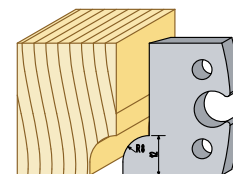
SKU: 94253



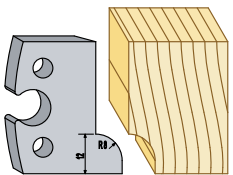
SKU: 94254



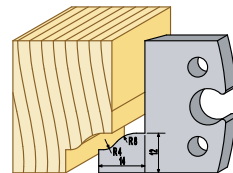
SKU: 94255



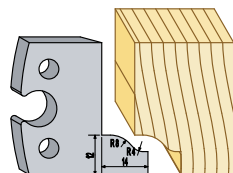
SKU: 94256



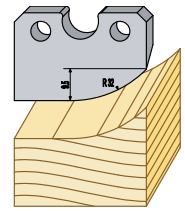
SKU: 94257



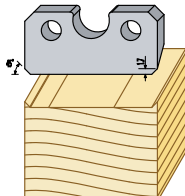
SKU: 94258



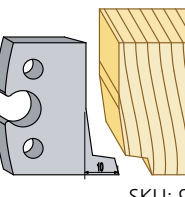
SKU: 94259



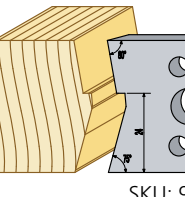
SKU: 94260



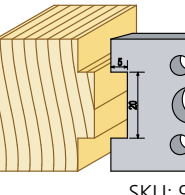
SKU: 94261



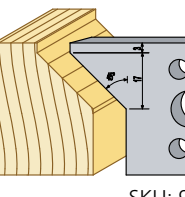
SKU: 94262



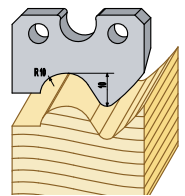
SKU: 94263



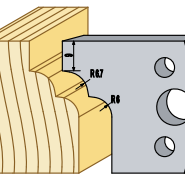
SKU: 94264



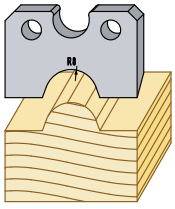
SKU: 94265



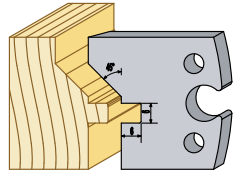
SKU: 94266



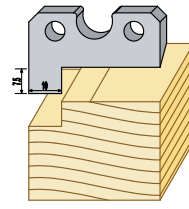
SKU: 94267



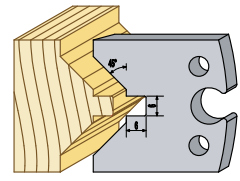
SKU: 94268



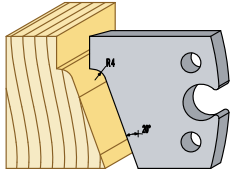
SKU: 94276



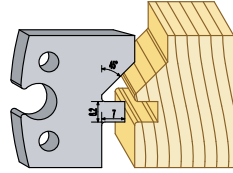
SKU: 94284



SKU: 94293

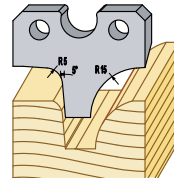


SKU: 94269

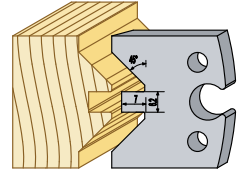


SKU: 94277

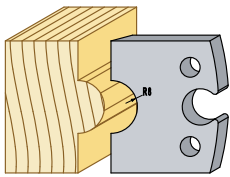
Only Solo plane



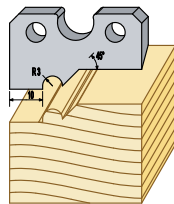
SKU: 94285



SKU: 94294

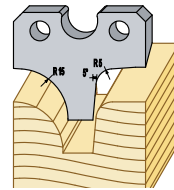


SKU: 94270

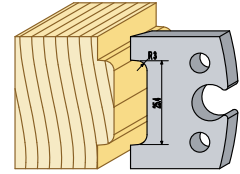


SKU: 94278

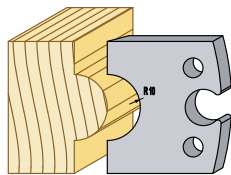
Only Solo plane



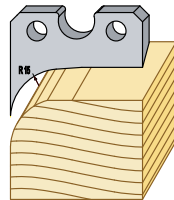
SKU: 94286



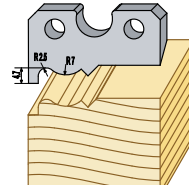
SKU: 94295



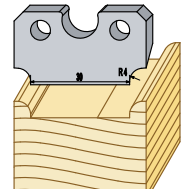
SKU: 94271



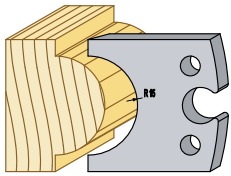
SKU: 94279



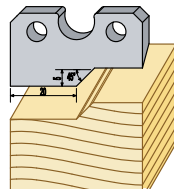
SKU: 94287



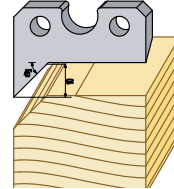
SKU: 94296



SKU: 94272

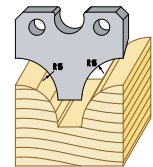


SKU: 94280

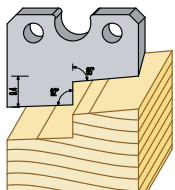


SKU: 94288

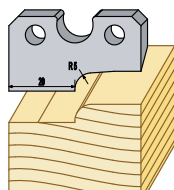
Only Solo plane



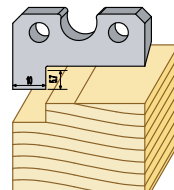
SKU: 94297



SKU: 94273

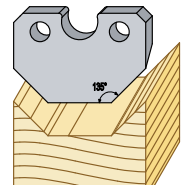


SKU: 94281

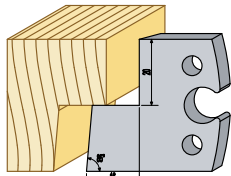


SKU: 94290

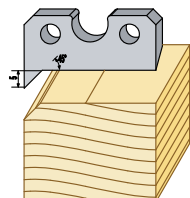
Only Solo plane



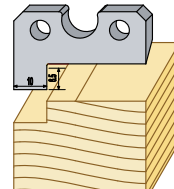
SKU: 94298



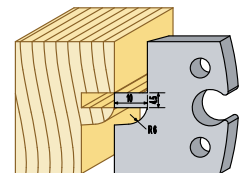
SKU: 94274



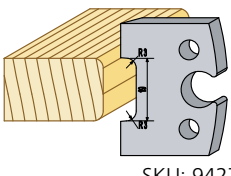
SKU: 94282



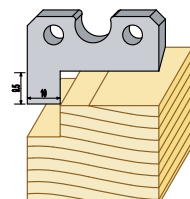
SKU: 94291



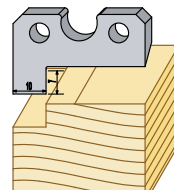
SKU: 94299



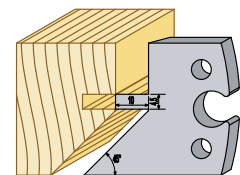
SKU: 94275



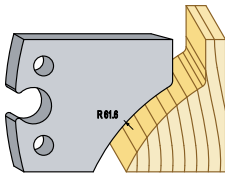
SKU: 94283



SKU: 94292

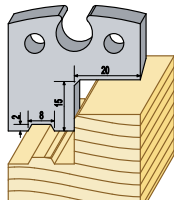


SKU: 94300

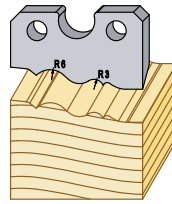


SKU: 94339

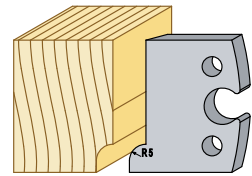
Designed for The Solo planer



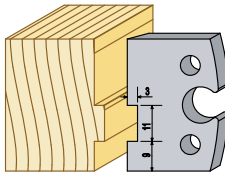
SKU: 94349



SKU: 94357

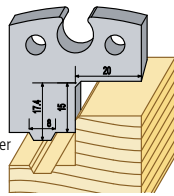


SKU: 94365

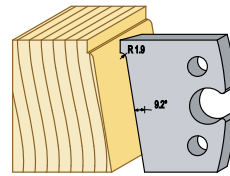


SKU: 94340

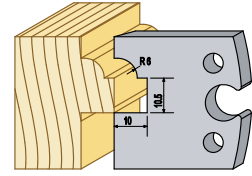
Designed for The Solo planer



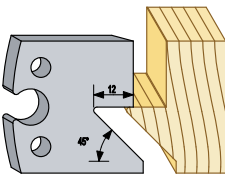
SKU: 94350



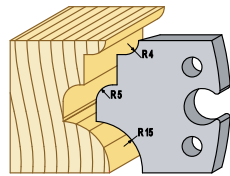
SKU: 94358



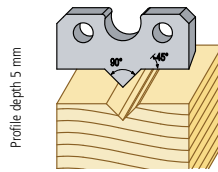
SKU: 94366



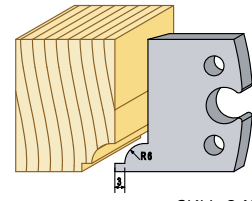
SKU: 94341



SKU: 94351



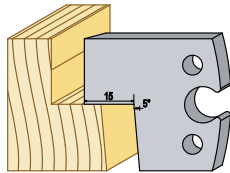
SKU: 94359



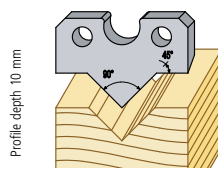
SKU: 94367



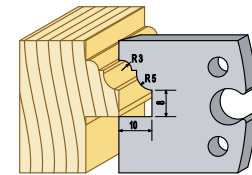
SKU: 94342



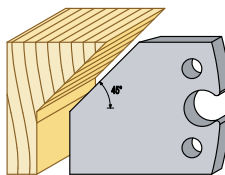
SKU: 94352



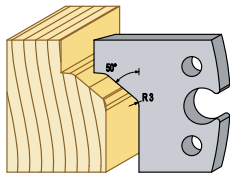
SKU: 94360



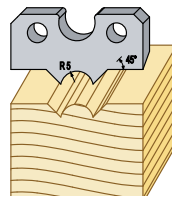
SKU: 94368



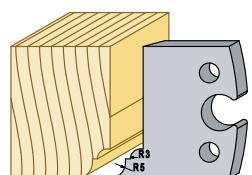
SKU: 94343



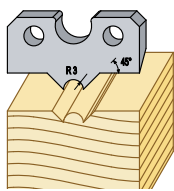
SKU: 94353



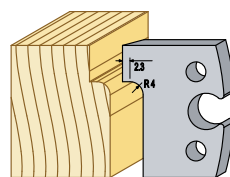
SKU: 94361



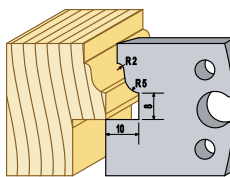
SKU: 94369



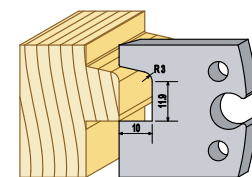
SKU: 94345



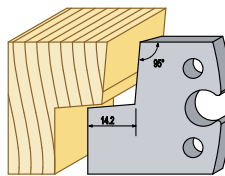
SKU: 94354



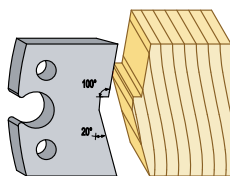
SKU: 94362



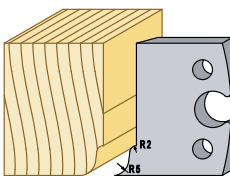
SKU: 94370



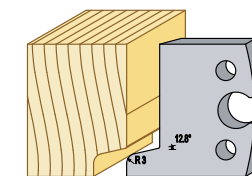
SKU: 94347



SKU: 94355

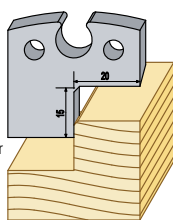


SKU: 94363

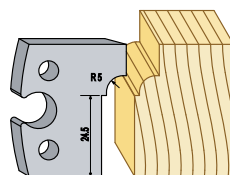


SKU: 94371

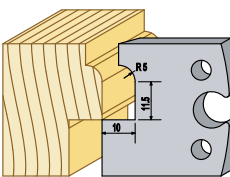
Designed for The Solo planer



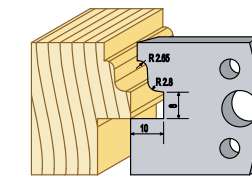
SKU: 94348



SKU: 94356

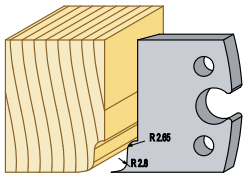


SKU: 94364

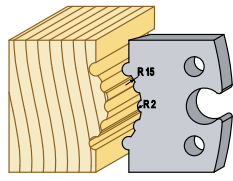


SKU: 94372

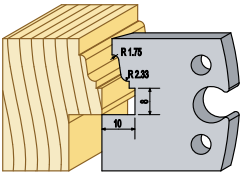
HSS MOULDING KNIVES 40X4MM



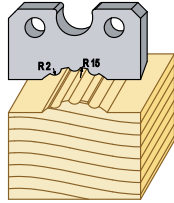
SKU: 94373



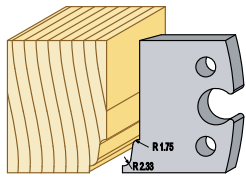
SKU: 94381



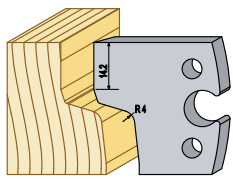
SKU: 94374



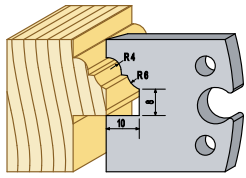
SKU: 94382



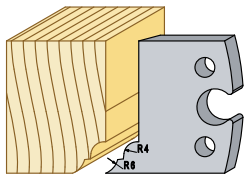
SKU: 94375



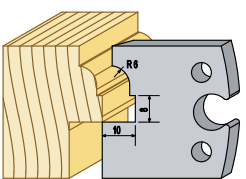
SKU: 94383



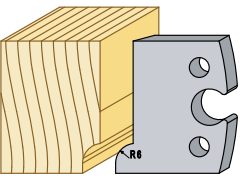
SKU: 94376



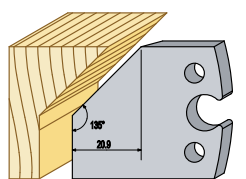
SKU: 94377



SKU: 94378



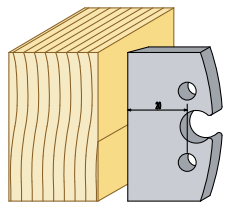
SKU: 94379



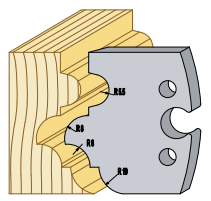
SKU: 94380

50 MM

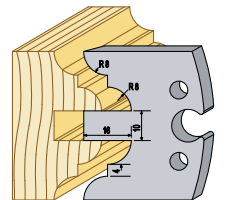
HSS MOULDING KNIVES 50X4MM



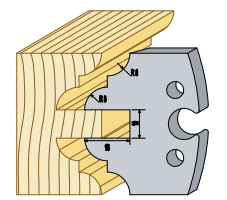
Also available in 9500-16, 9500-24, 9500-32
SKU: 9500-20



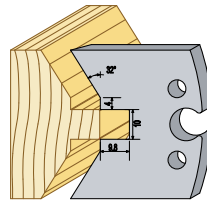
SKU: 95001



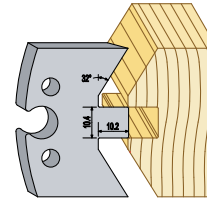
SKU: 95002



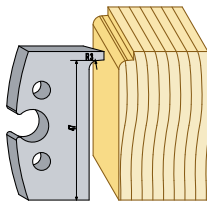
SKU: 95003



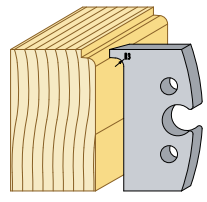
SKU: 95004



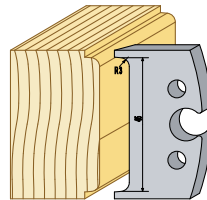
SKU: 95005



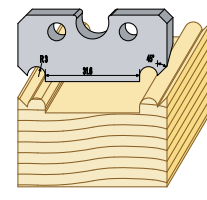
SKU: 95006



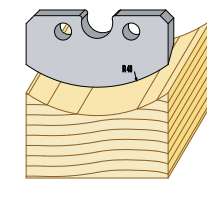
SKU: 95007



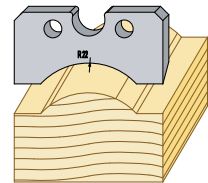
SKU: 95008



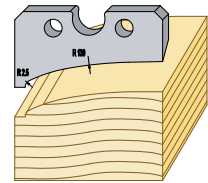
SKU: 95009



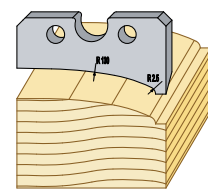
SKU: 95010



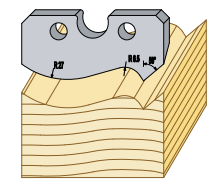
SKU: 95011



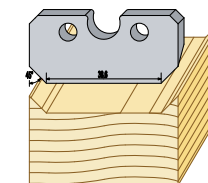
SKU: 95012



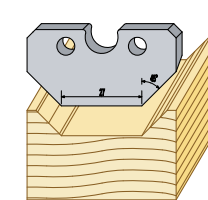
SKU: 95013



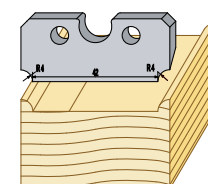
SKU: 95014



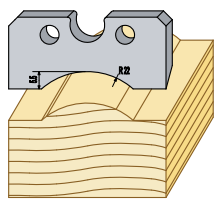
SKU: 95015



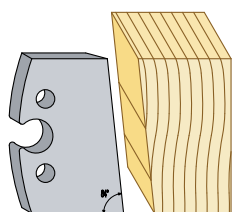
SKU: 95016



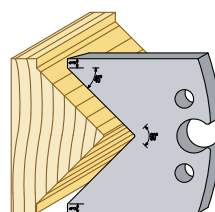
SKU: 95017



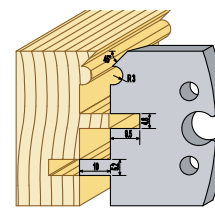
SKU: 95018



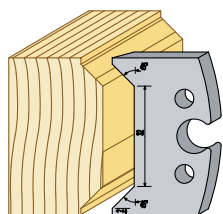
SKU: 95025



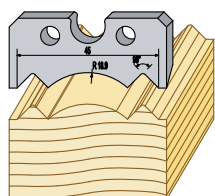
SKU: 95032



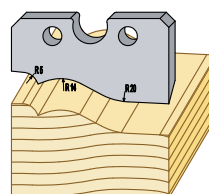
SKU: 95040



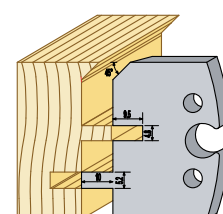
SKU: 95019



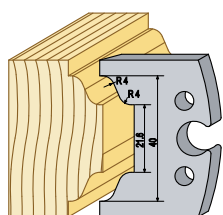
SKU: 95026



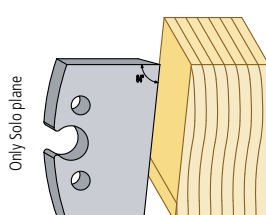
SKU: 95033



SKU: 95041

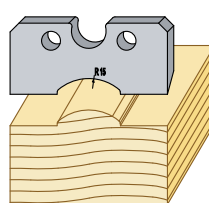


SKU: 95020

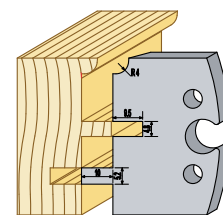


Only Solo plane

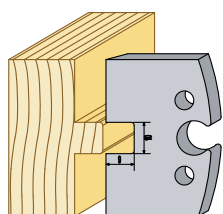
SKU: 95027



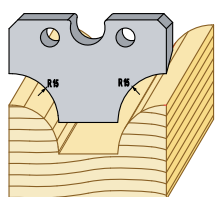
SKU: 95034



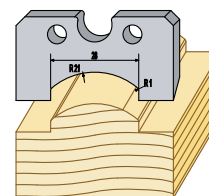
SKU: 95042



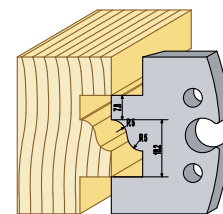
SKU: 95021



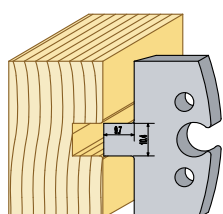
SKU: 95028



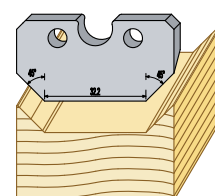
SKU: 95035



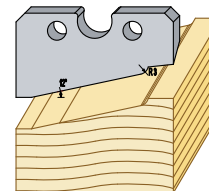
SKU: 95043



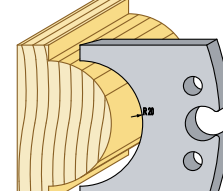
SKU: 95022



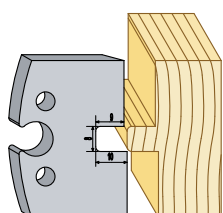
SKU: 95029



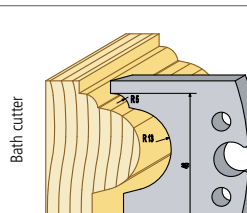
SKU: 95036



SKU: 95044

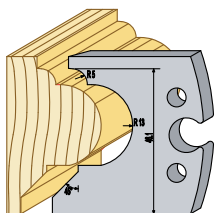


SKU: 95023



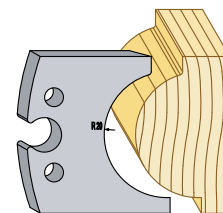
Bath cutter

SKU: 95030

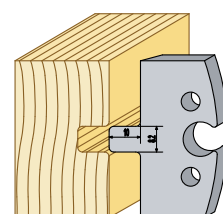


Bath cutter

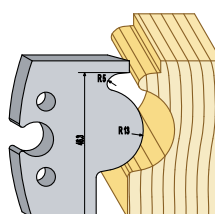
SKU: 95038



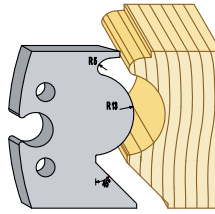
SKU: 95045



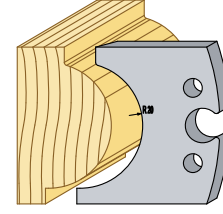
SKU: 95024



SKU: 95031

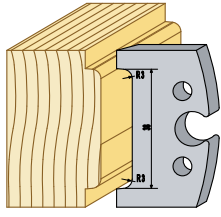


SKU: 95039

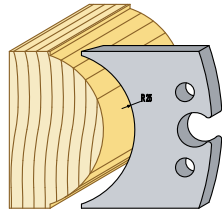


SKU: 95046

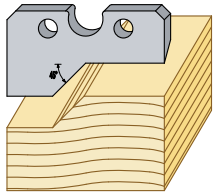
HSS MOULDING KNIVES 50X4MM



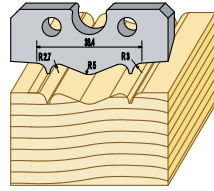
SKU: 95047



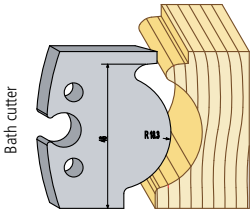
SKU: 95054



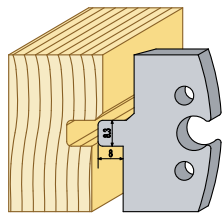
SKU: 95048



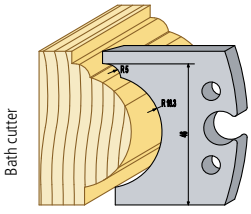
SKU: 95055



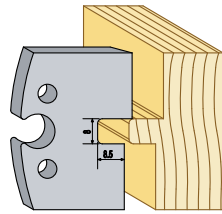
SKU: 95049



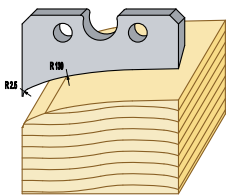
SKU: 95056



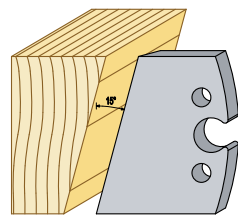
SKU: 95050



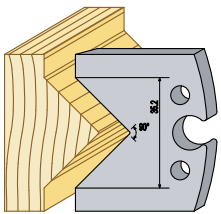
SKU: 95057



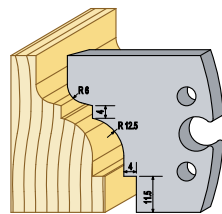
SKU: 95051



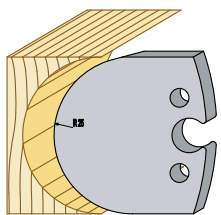
SKU: 95058



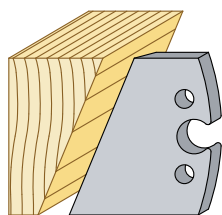
SKU: 95052



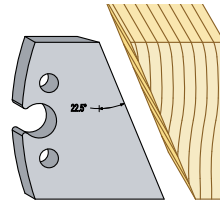
SKU: 95059



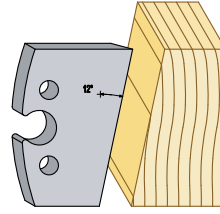
SKU: 95053



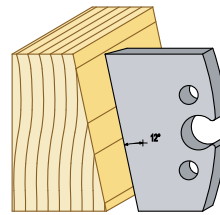
SKU: 95061



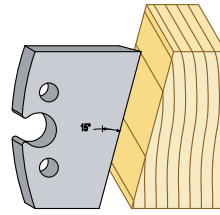
SKU: 95062



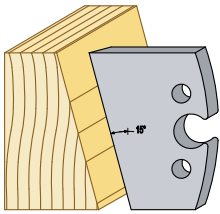
SKU: 95062



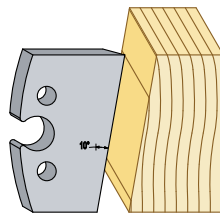
SKU: 95063



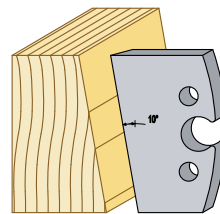
SKU: 95064



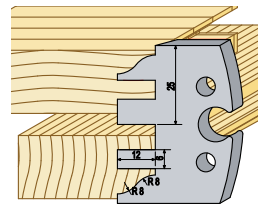
SKU: 95065



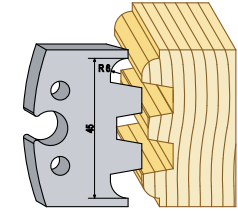
SKU: 95066



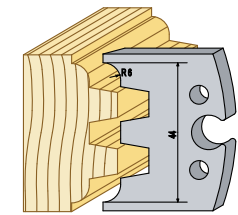
SKU: 95067



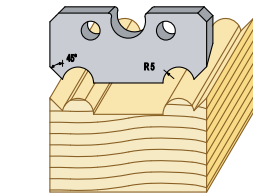
SKU: 95068



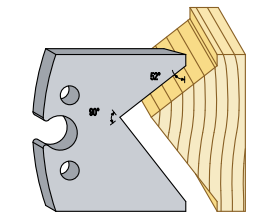
SKU: 95070



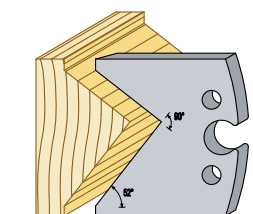
SKU: 95071



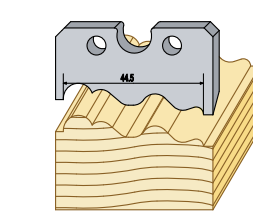
SKU: 95072



SKU: 95073



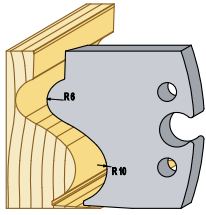
SKU: 95074



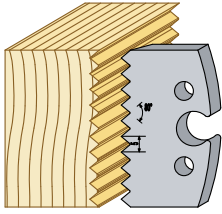
SKU: 95075

60 MM

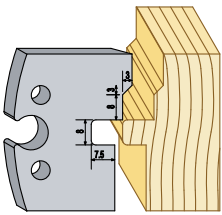
HSS MOULDING KNIVES 60X4MM



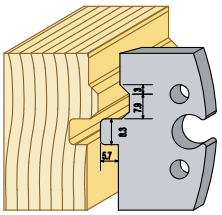
SKU: 95076



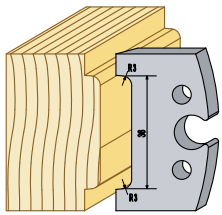
SKU: 95077



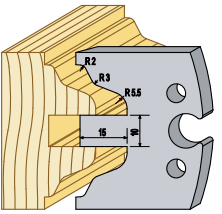
SKU: 95078



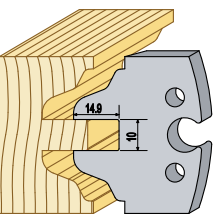
SKU: 95079



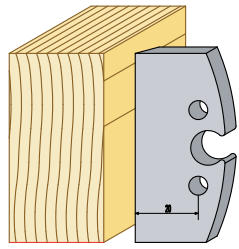
SKU: 95080



SKU: 95082

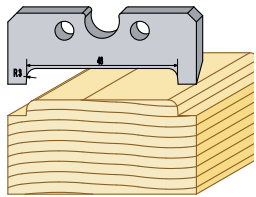


SKU: 95083

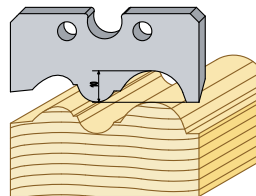


Also available in 9600-16, 9600-24, 9600-32

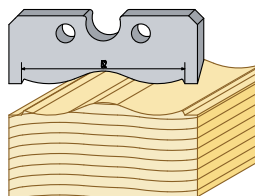
SKU: 9600-20



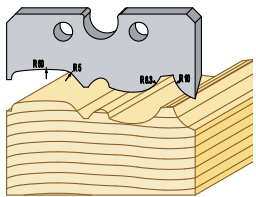
SKU: 96001



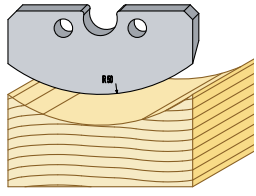
SKU: 96002



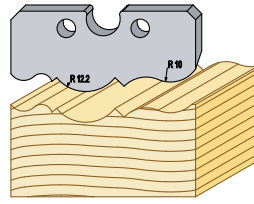
SKU: 96003



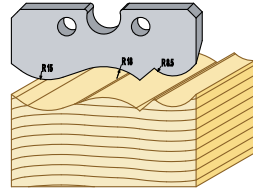
SKU: 96004



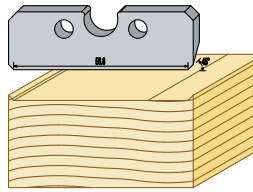
SKU: 96005



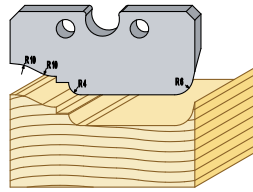
SKU: 96006



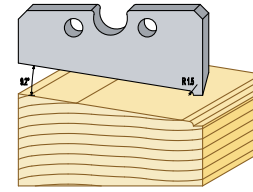
SKU: 96007HSS



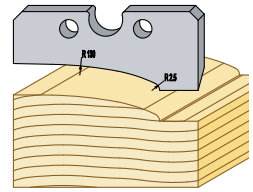
SKU: 96008



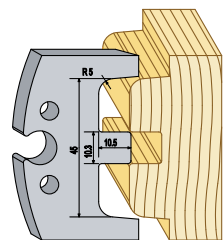
SKU: 96009



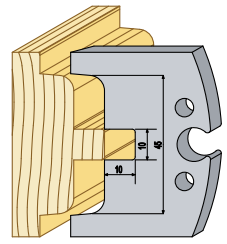
SKU: 96010



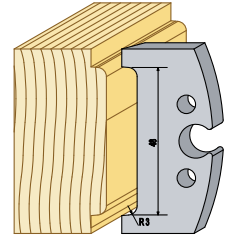
SKU: 96011



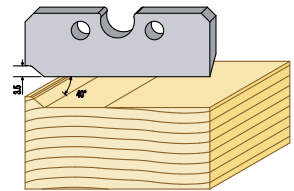
SKU: 96014



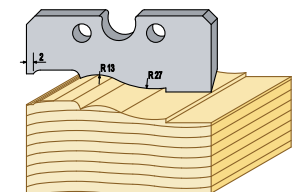
SKU: 96015



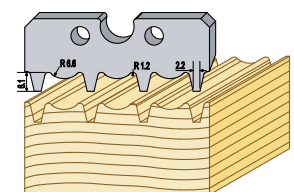
SKU: 96017



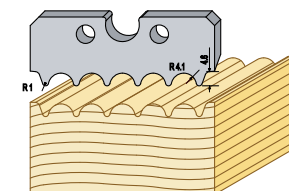
SKU: 96018



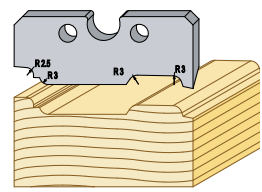
SKU: 96019



SKU: 96020



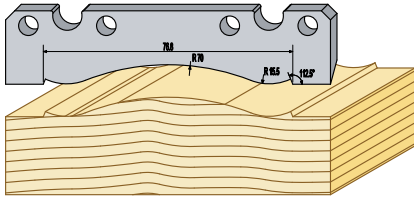
SKU: 96021



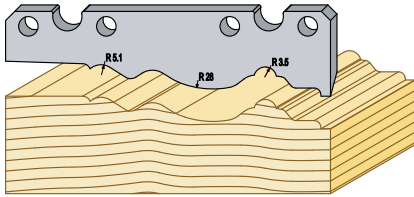
SKU: 96022

100 MM

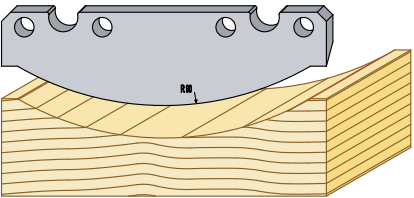
HSS MOULDING KNIVES 100X4MM



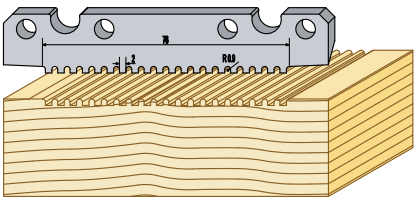
SKU: 91001



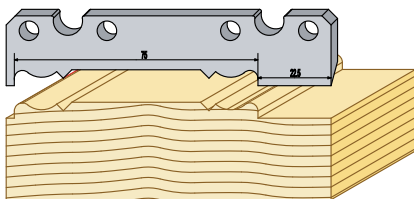
SKU: 91002HSS



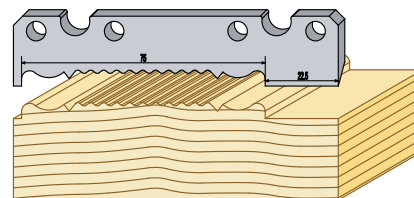
SKU: 91003



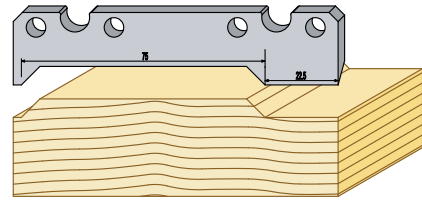
SKU: 91004



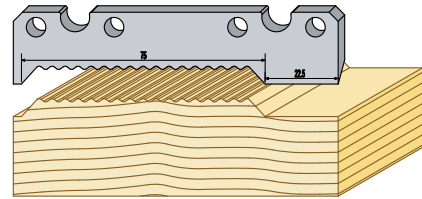
SKU: 91010
Mora panel 95 mm



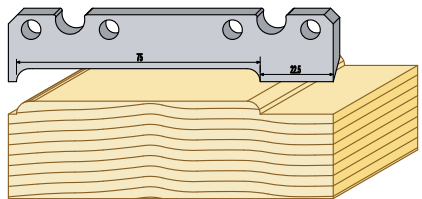
SKU: 91011
Grooved Mora panel 95 mm



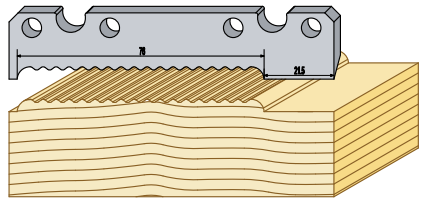
SKU: 91012
Facade panel 95 mm



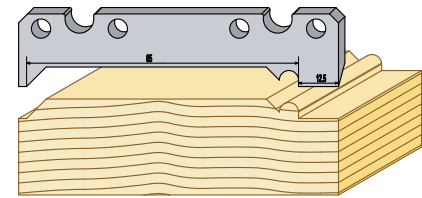
SKU: 91013
Grooved Facade panel 95 mm



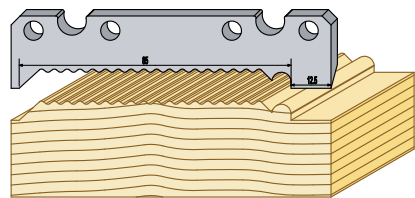
SKU: 91014
Rounded panel 95 mm



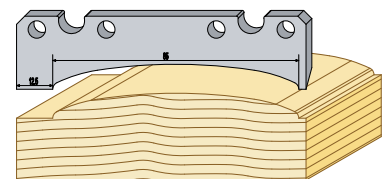
SKU: 91015
Grooved rounded panel 95 mm



SKU: 91016
Tongued, grooved and beaded timber 95 mm



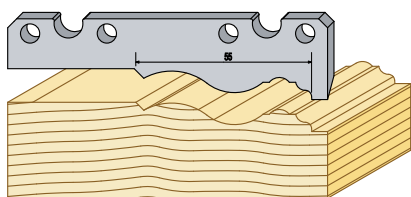
SKU: 91017
Tongued, grooved and beaded timber 95 mm



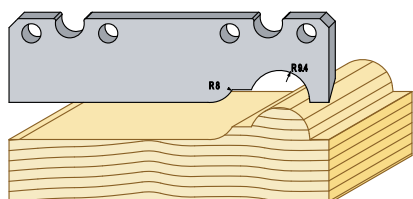
SKU: 91018
Log cabin panel 95 mm

130 MM

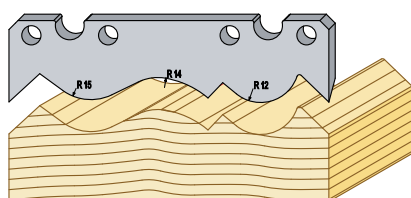
HSS MOULDING KNIVES 130X4MM



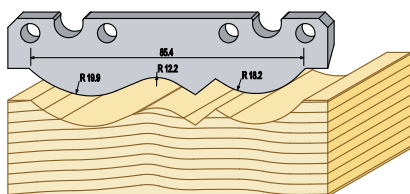
SKU: 91020



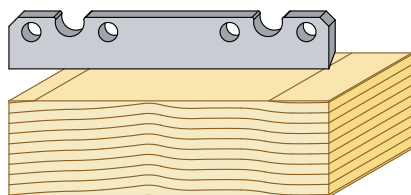
SKU: 91021



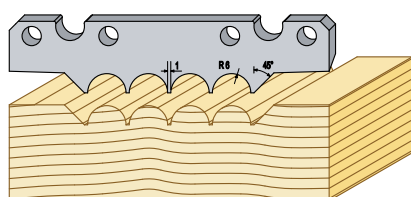
SKU: 91022



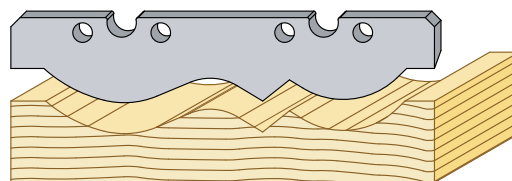
SKU: 91023



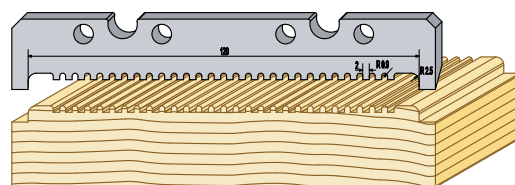
SKU: 91024



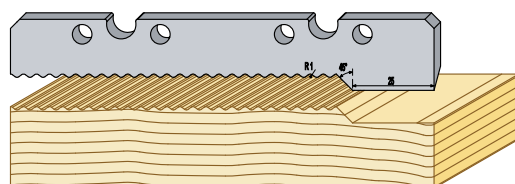
SKU: 91025



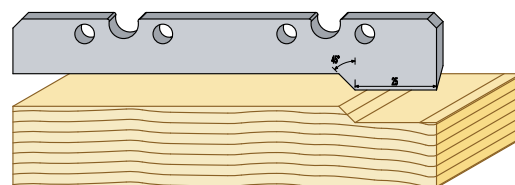
SKU: 91301
Swan neck soffit moulding



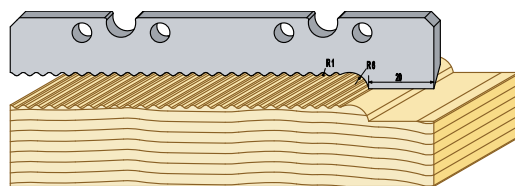
SKU: 91302



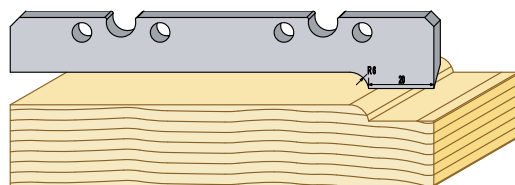
SKU: 91303



SKU: 91304

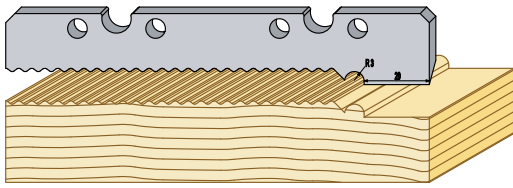


SKU: 91305

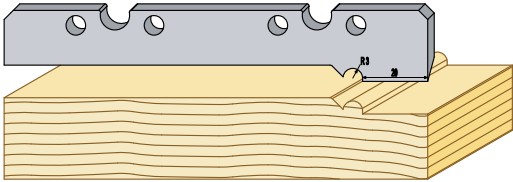


SKU: 91306

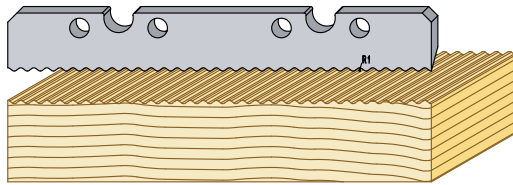
HSS MOULDING KNIVES 130X4MM



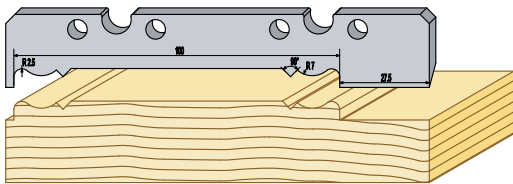
SKU: 91307



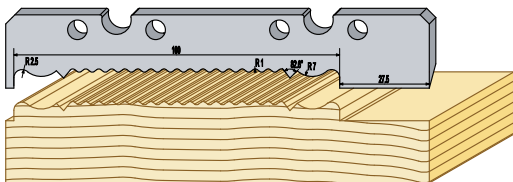
SKU: 91308



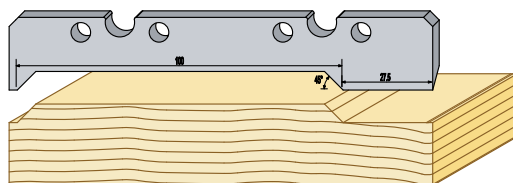
SKU: 91309



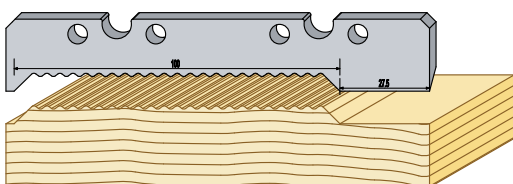
SKU: 91310
Mora panel 120 mm



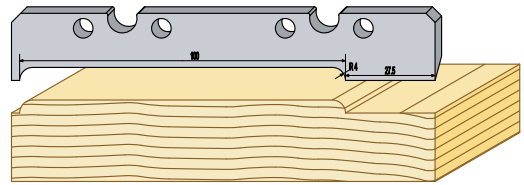
SKU: 91311
Grooved Mora panel 120 mm



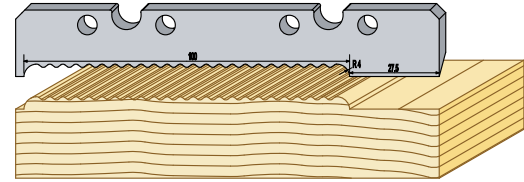
SKU: 91312
Facade panel 120 mm



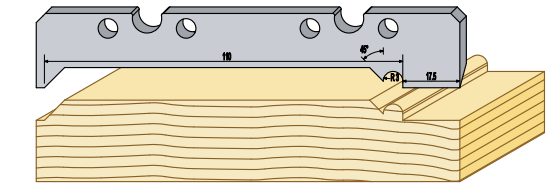
SKU: 91313



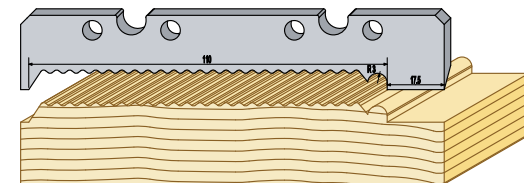
SKU: 91314
Rounded panel 120 mm



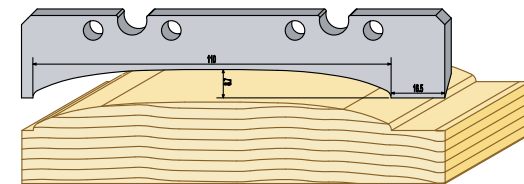
SKU: 91315
Grooved rounded panel 120 mm



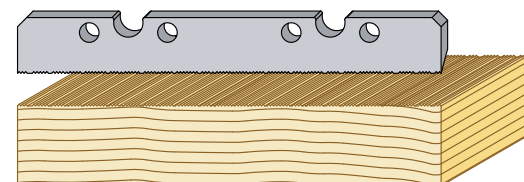
SKU: 91316
Tongued, grooved and beaded timber 120 mm



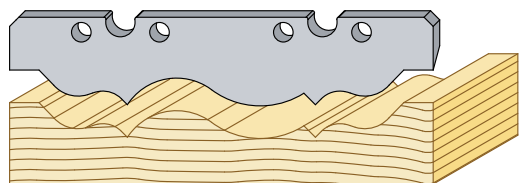
SKU: 91317
Grooved surface, tongued, grooved and beaded timber 120 mm



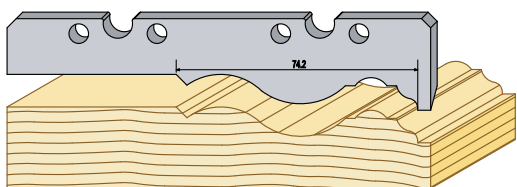
SKU: 91318
Log cabin panel 120 mm



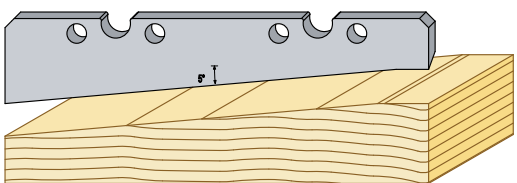
SKU: 91319
"Sawn" surface



SKU: 91320



SKU: 91321



SKU: 91323



SKU: 91324



SKU: 91325



SKU: 91326

KNIFE SETTER FOR CUTTER



Magnetite cutter aligner with micrometer screw for adjustment. Supplied in a protective wooden box.

SKU	Qty
7500-001-0050	1 pair

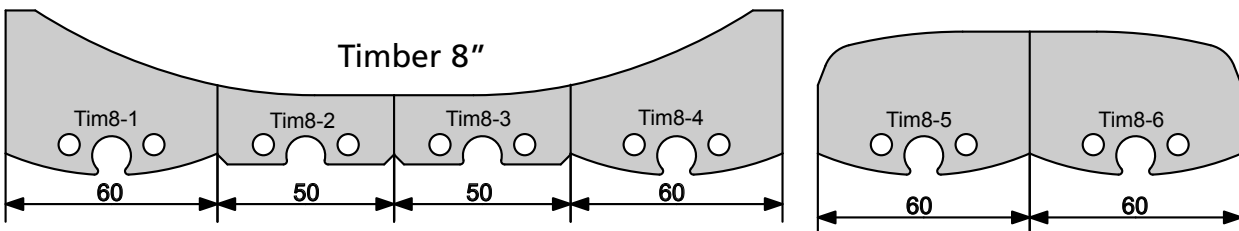
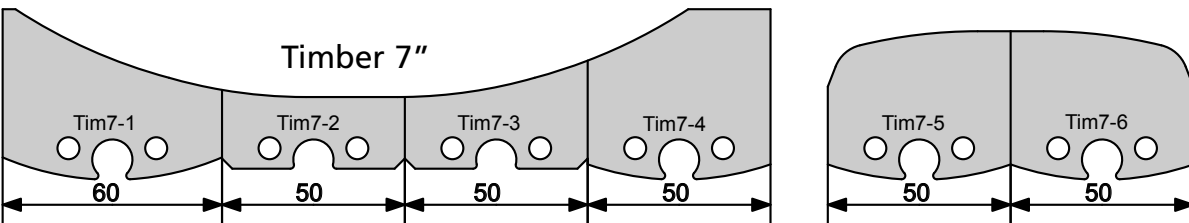
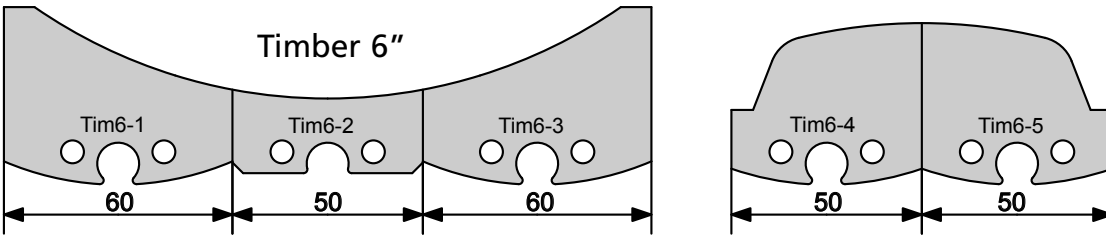
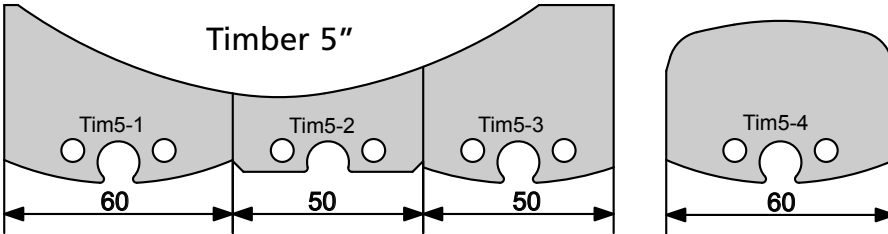
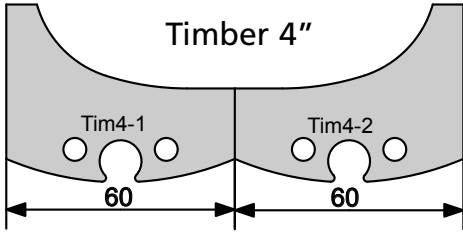
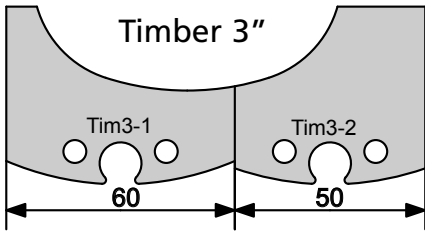
KNIFE SETTER FOR JOINTER/PLANER



Magnetite cutter aligner for easy adjustment of moulding knives. Supplied in a protective wooden box.

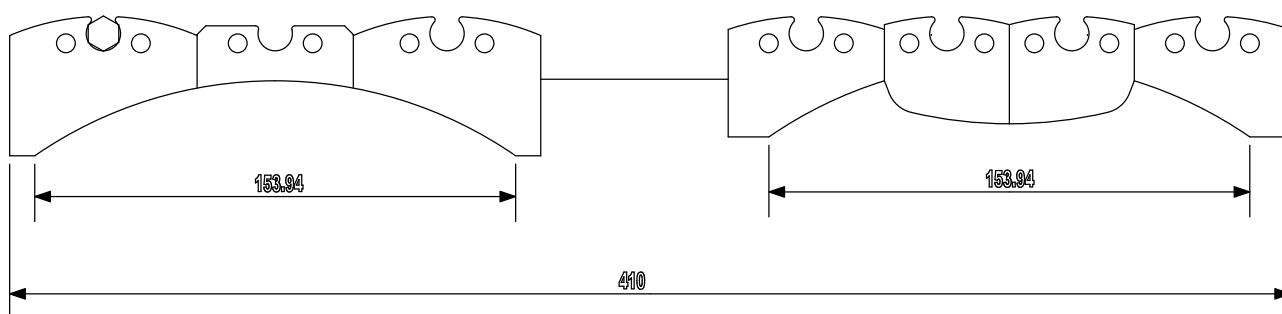
SKU	Qty
7500-001-0051	1 pair

TB90 TIMBER MOULDING KNIVES



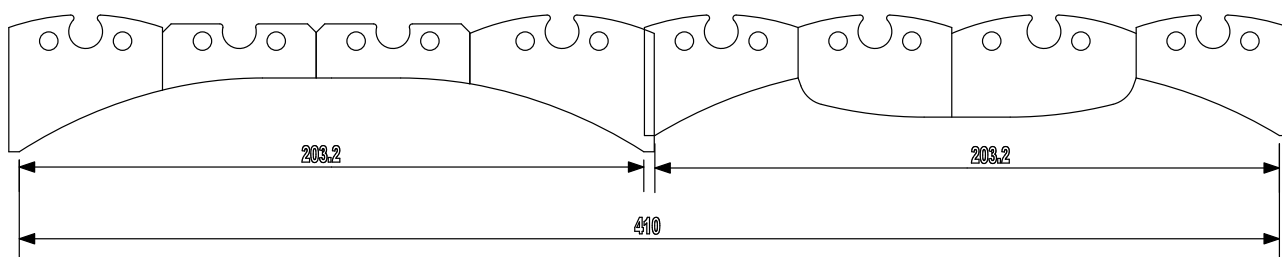
SKU	Description
7000-002-5237	Timber moulding kit 3" incl. wedges
7000-002-5242	Timber moulding kit 4" incl. wedges
7000-002-5212	Timber moulding kit 5" incl. wedges
7000-002-5202	Timber moulding kit 6" incl. wedges
7000-002-5222	Timber moulding kit 7" incl. wedges
7000-002-5232	Timber moulding kit 8" incl. wedges

TIMBER MOULDING KNIFE KIT 6" FOR LM410



SKU	Description
8020-007-5202	Timber moulding kit 6" incl. wedges

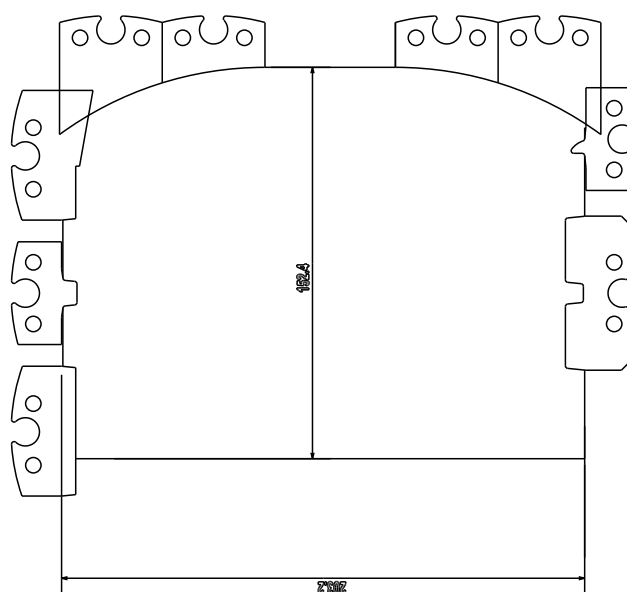
TIMBER MOULDING KNIFE KIT 8" FOR LM410



SKU	Description
8020-007-5232	Timber moulding kit 8" incl. wedges

TIMBER MOULDING KNIFE KIT 8 D-LOG 6-8" FOR LM410

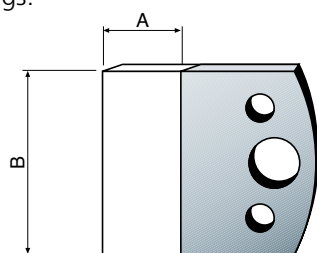
SKU	Description
8020-007-5252	Timber moulding kit D-log incl. wedges



MAKE YOUR OWN PROFILE

CUSTOM-MADE MOULDING KNIVES FOR THE TB SYSTEM

We offer custom-made profiles or grooved knives at a low cost. We draw the profile in a CAD program, that is then transferred to the machine that makes the knives. We need a sketch, drawing or wood sample to do this. **NOTE!** Remember to specify the reference dimensions on the drawings.



REMEMBER BEFORE YOU ORDER!

1. Choose the right steel blank

You can choose from different grades of steel, depending on the amount of work you intend to do with your blade.

Tool steel

Works well in softwood, such as spruce and pine, and if you are going to process less than 200 linear metres.

HSS 6%

Works well in softwood, such as spruce and pine, and if you are going to process more than 200 linear metres or end grain.

HSS 18%

Should be chosen if you are going to machine hardwoods like oak or beech.

HM

Should be chosen if you are going to machine materials like teak and MDF

Thickness

4 mm

Is the most common thickness, which works for most machining.

5.5 mm

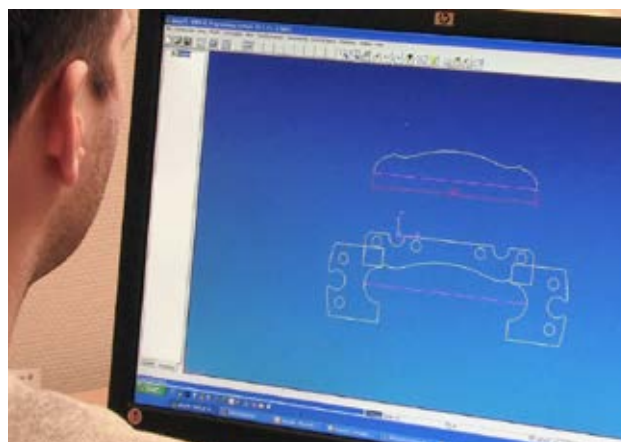
Should be chosen if you have tough machining jobs or large profiles.

2. Order form

Please use our form on the next page, or look through it to see what information we need to expedite your order as quickly and smoothly as possible.

3. Name and address

Please always include your name, address and phone number, so we can contact you if necessary.



We start by using a CAD program in the computer to draw the profile that you want, using a sketch or other sample from you.

WHAT DOES THE LAW SAY...

... about our steel blanks? Swedish Standard SS-EN874-1 specifies that the profile depth (A) of the knives for our universal cutters must not exceed the table below.

Thickness	SP/Tool Steel	HSS/High Speed Steel	HM/Hard metal
4 mm	17	21	11
5.5 mm	25	25	21

Custom-made TB knives

SKU	Material	Thickness	B (Width)
ø8499	Tool steel	4	40
ø8599	Tool steel	4	50
ø85293	Tool steel	5,5	50
ø8499HSS	HSS 6%	4	40
ø8599HSS	HSS 6%	4	50
ø8699HSS	HSS 6%	4	60
ø81099HSS	HSS 6%	4	100
ø81399HSS	HSS 6%	4	130
ø84499HSS	HSS 18%	4	40*
ø84599HSS	HSS 18%	4	50*
ø84699HSS	HSS 18%	4	60*
ø841099HSS	HSS 18%	4	100*
ø841399HSS	HSS 18%	4	130*
ø85599HSS	HSS 18%	5,5	50
ø85699HSS	HSS 18%	5,5	60
ø8499HM	Hard metal	4	40
ø8599HM	Hard metal	4	50
ø85499HM	Hard metal	5,5	40
ø85599HM	Hard metal	5,5	50
ø8499S	Chip limiter	40	
ø8599S	Chip limiter	50	
ø8699S	Chip limiter	60	

* Only for TB90 and Logosol/Moreten planer/moulders.

ORDER FORM FOR CUSTOM-MADE KNIVES

Machine type:

Cutter type: TB90 / Side cutter* TB98 / Top cutter* TB95 (5.5) Other cutter with matching hole pattern
 Grooved cutter Grooved cutter (WPRS)

Steel grade: Tool steel HSS 6% (softwoods, such as pine or spruce) HSS 18% (hardwoods such as oak or beech) HM (E.g. teak or MDF)

Thickness: 4 mm 5.5 mm Grooved


No. of pairs: 40 mm 50 mm 60 mm 100 mm 130 mm

Grooved insert: Specify length (NOTE each) mm items

If you have specific requirements for knife positioning in your machine, please specify:

.....

Please draw the workpiece the way you feed it into the machine! (vertically/horizontally)



Hole pattern for TB knives
Scale 1:1

* Logosol and Moretens planer/moulders.

Contact information

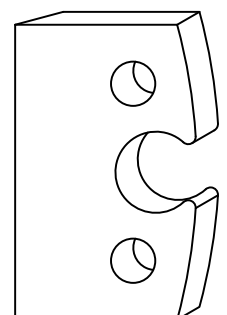
Company:..... Customer no.:.....

Name:.....

Address:.....

Country:.....

Telephone/Fax:..... Cellphone:.....



UNIVERSAL CUTTER HEADS

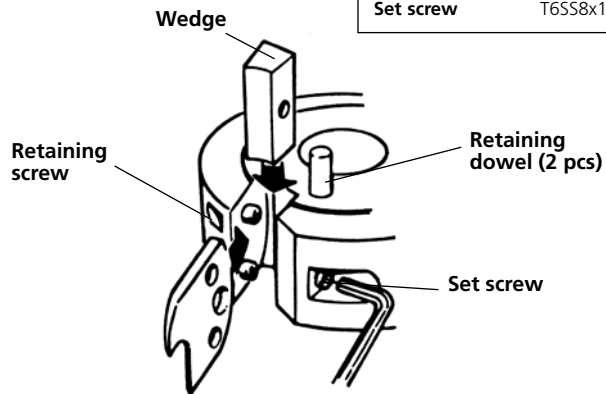


A solid cutter head with attachments for replaceable moulding knives. These are the tools that are normally used in Logosol's planer/moulders, and that are also referred to as the TB system. A moulding knife can be changed quickly, and all knives are designed to have a common minimum flight diameter. This means that you save time, since the fences in the machine does not have to be repositioned when you are changing moulding knives. The flexibility of this system allows most machining operations to be done at a very reasonable price.

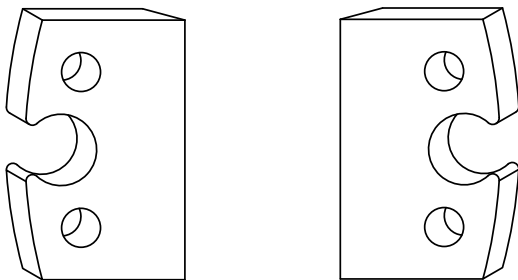
TB90 CUTTER HEAD

- Suits all stationary routers, with 20 or 30 mm spindle standard. Can also be used for side spindles in multi-spindle machines.
- All our TB90 cutter heads can use 40, 50 or 60 mm wide knives.
- TB90-92 cutter heads can be stacked, using a couple of dowels. Part no. 8x20
- The knives are quickly and easily inserted in the cutter head, using pins that ensure that the knives can not come loose, and that they are exactly aligned. Some cutter heads are also available with chip limiters, which reduce the risk of digging-in.

SPARE PARTS TB90 cutter	
Retaining screw	09.613
Wedge	Wedge TB90-92
Retaining dowel	8x20
Set screw	T6SS8x16



MOULDING KNIVES

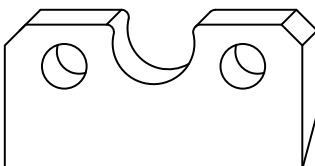


- Moulding knives like these suit our TB90 cutter heads plus other commercially available cutter heads with the same hole pattern.

Steel grade

Tool steel	Works well in softwood like spruce and pine, if you are going to machine less than 200 linear-metres.
HSS 6%	Works well in softwood like spruce and pine.
HSS 18%	Should be chosen if you are going to machine hardwoods like oak and beech
HM	Should be chosen if you are going to machine materials like teak and MDF

- When you order a chip limiter, put an S at the end of the knife's SKU number.



- These knives fit the TB98 cutter head and the top cutter in Logosol and Moreten planers.
- This type of moulding knife, with up to 5 mm projection, can also be used in the bottom cutter in the planers mentioned above.

TB90-84

This is a cutter head that is suitable for machinery with smaller table opening. Another advantage of this cutter head is that it can work on smaller radii. Delivered with a pair of 40 mm wide rabbeting knives.

SKU	Material	Dia.	Height	Blade	Hole	Thickness, blade
TB90-84-20	Aluminium	78	40	2	20	4
TB90-84-30	Aluminium	78	40	2	30	4



MEC

WP90 WITH CHIP LIMITER

An aluminium cutter head, which gives a very low weight. The cutter has a chip limiter to reduce dig-in and kick-back (max. chip thickness 1.1 mm). When you order a chip limiter, put an S at the end of the SKU number. Delivered with a pair of 40 mm wide rabbeting knives and chip limiters.

SKU	Material	Dia.	Height	Blade	Hole	Thickness, blade
WPTB90-98S	Aluminium	100	40	2+chip limiter	30	4




MAN

TB90-92

The TB90-92 is an aluminium cutter head, which gives it a very low weight. The cutter is designed for indexable inserts, SKU no. **HM-9000**. Delivered with a pair of 40 mm wide rabbeting knives.

SKU	Material	Dia.	Height	Blade	Hole	Thickness, blade
TB90-92	Aluminium	88	40	2	30	4




MEC

TB90-140

An aluminium cutter head, an excellent choice for machining tenons. Delivered with a pair of 40 mm wide rabbeting knives.

SKU	Material	Dia.	Height	Blade	Hole	Thickness, blade
TB90-140	Aluminium	138	40	2	30	4



MEC

UNIVERSAL CUTTER HEAD TB90-92 STEEL

TB90-92 steel is a zinc plated, very durable steel cutter. Suitable for tough jobs. Delivered with a pair of 50 mm wide rabbeting knives.

SKU	Material	Dia.	Height	Blade	Hole	Thickness, blade
TB90-92 Steel	Steel	88	40	2	30	4-5,5

MEC



UNIVERSAL CUTTER HEAD TB90-92 Z4

TB90-92 Z4 is a zinc plated steel cutter head with 4 knives. Four knives means that you can increase the feed rate of the machine, and still maintain an excellent finish. Delivered with four 50 mm wide rabbeting knives.

SKU	Material	Dia.	Height	Blade	Hole	Thickness, blade
TB90-92 Z4	Steel	88	40	4	30	4-5,5

MEC



UNIVERSAL CUTTER TB912-92

Black chromed universal cutter head, steel. The cutter head is 120 mm high and works with both 5.5 and 4 mm thick knives. Intended for 130 mm moulding knives. Delivered without knives.

SKU	Material	Dia.	Height	Blade	Hole	Thickness, blade
TB912-92	Steel	88	120	2	30	4-5,5

MEC



SAFETY CUTTER TB912-92S

Black chromed safety cutter head, steel. The cutter head can be fitted with a chip limiter to reduce dig-in and kick-back (max. chip thickness 1.1 mm). When you order a chip limiter, put an S at the end of the SKU number. The cutter head is 120 mm high and works with both 5.5 and 4 mm thick knives. Intended for 130 mm moulding knives. Delivered without knives.

SKU	Material	Dia.	Height	Blade	Hole	Thickness, blade
TB912-92S	Steel	88	120	2+chip limiter	30	4-5,5

MAN




SAFETY CUTTER HEAD TB90-140S

A steel safety cutter head that is excellent for machining mortises. Delivered with 1 pair of 40 mm rabbeting knives and chip limiters. The cutter head is included in the TB9 Window kit.

SKU	Material	Dia.	Height	Blade	Hole	Thickness, blade
TB90-140S	Steel	138	40	2+chip limiter	30	4-5,5
TB90-200S	Steel	198	40	2+chip limiter	30	4-5,5

MAN



SAFETY CUTTER HEAD TB90-92S

A steel cutter head for tough jobs. The cutter head has a chip limiter to reduce dig-in and kick-back (max. chip thickness 1.1 mm). When you order a chip limiter, put an S at the end of the SKU number. Delivered with a pair of 40 mm wide rabbeting knives and chip limiters.

SKU	Material	Dia.	Height	Blade	Hole	Thickness, blade
TB90-92S	Steel	88	40	2+chip limiter	30	4-5,5

MAN



TB90-120

TB90-120 is a steel cutter head for tougher machining jobs. Delivered with a pair of 40 mm wide rabbeting knives.

SKU	Material	Dia.	Height	Blade	Hole	Thickness, blade
TB90-120	Steel	120	40	2	30	4

MEC



TB90-120 Z4

4-knife cutter head, for a finer workpiece surface or increased feed rate. Delivered with four 40 mm wide rabbeting knives.

SKU	Material	Dia.	Height	Blade	Hole	Thickness, blade
TB90-120Z4	Steel	120	40	4	30	4

MEC



UNIVERSAL CUTTER KITS TB90

Complete basic kits in a practical plastic protective package, containing the most commonly used cutter knives, plus an aluminium TB90-92 universal cutter head.

MEC



SKU	Description
TB90-06	Cutter head + 7 pairs of knives (9000-9006)
TB90-10	Cutter head +11 pairs of knives (9000-9010)
TB90-12	Cutter head +13 pairs of knives (9000-9012)

UNIVERSAL CUTTER KITS TB90S

Complete basic kits in a practical plastic protective package, containing the most commonly used cutter knives, plus a steel TB90-92S universal cutter head. The cutter head has a chip limiter to reduce dig-in and kick-back (max. chip thickness 1.1 mm).

MAN




SKU	Description
TB90-06S	Cutter head + 7 pairs of knives (9000-9006)
TB90-10S	Cutter head +11 pairs of knives (9000-9010)
TB90-12S	Cutter knives +13 pairs of knives (9000-9012)

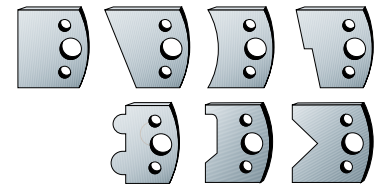
WP90 MILLING CUTTER KIT

A perfect starting kit, complete with 7 pairs of knives and chip limiters for increased safety. The cutter head is made from high quality aluminium, with a standard hole pattern which offers a very wide selection of knives.

MAN



Accompanying profiles



SKU	Dia.	Hole	No. of inserts	Hole diameter
WPTB90-06S	100	40	2+2	30

HM INDEXABLE RABBETING CUTTER KIT

Using TB90-92 and this indexable hard metal insert kit, you can machine chipboard and other abrasive materials. The auxiliary blade in the kit reduces the risk that the material will splinter.

SKU	Description
HM-9000	2 Holders for indexable inserts
L401	2 HM indexable inserts, 40x12x1.5 mm
L141	2 HM auxiliary blades, 14x14x1.2 mm

BALL BEARING RING

Suits TB90-92.

SKU	Diameter	Height
47093	93,5	15

BALL BEARING

For the above ball bearing ring.

SKU	External diameter	Height
47093	55	30

KNIFE GIBS

Spare part gibs for the TB89 cutter head.

SKU	Description
99-1318-3	Gib, 38mm for TB98
99-1318-82	Gib, 100mm for TB98
99-1318-2	Gib, 180 mm for TB98



For installing TB90 knives in Moreten Logosol planer/moulders in the top and bottom cutters. Supplied in pairs.

SKU	Description
7000-000-9502	Standard

Adjustable gib that allows the knife to be adjusted ± 2 mm in height. Supplied in pairs.

SKU	Description
7000-000-9506	Adjustable gib

Narrow gib that allows 5.5 thick knives to be used in Moreten Logosol planer/moulders in the top and bottom cutters. Can also be used to install 100 mm and 130 mm knives in the Logosol SH230. Supplied in pairs.

SKU	Description
7000-000-9508	Narrow gib

For installing TB90 knives in Logosol PH360 in the top cutter. Supplied in pairs.

SKU	Description
KIL360-048	Standard for top cutter PH360

TB98 UNIVERSAL CUTTER HEAD

This cutter head gives you an excellent opportunity for machining neat, unique profiles with your planer/moulder or vertical milling machine in a simple, rational manner.

The TB98 cutter head can be used with advantage to make fully profiled mouldings in one and the same operation. We have illustrated some of the possibilities in the "Combinations" section (see page 102).


The cutter head can be installed in most planer/moulders or stationary milling machines.

TB98 Universal Profile Cutter

The TB98 cutter head can be used in combination with planer/moulders or vertically, in stationary milling machines. The cutter head is equipped with two straight HSS knives for flat machining/planing and two grooves that hold four tension gibs, designed for moulding knives from the TB system, adjustable across the entire width of the cutter.



SKU	Dia.	Hole	Width	Z
TB98-100100	100	30	100	2+2
TB98-100120	100	30	120	2+2
TB98-100180	100	30	180	2+2
TB98-120100	120	50	100	2+2
TB98-120180	120	50	180	2+2



Planing knife - extra planing knife of high-speed steel (HSS) for the TB98 cutter head.

SKU	Length	Width	Thick-ness
HSS-100	100	30	3
HSS-180	180	30	3

Reduction sleeve - to adapt the TB98 cutter head to machines with different spindles than above.

SKU	Description
713,104	Reduction sleeve 50-30
713,111	Reduction sleeve 50-35
713,113	Reduction sleeve 50-40

CUTTER HEAD FOR SERRATED BACK KNIVES

Cutter head for serrated back knives MEC. All cutter heads for serrated back knives are supplied without knives.

MEC



Cutter head for serrated back knives MEC Z2

SKU	Dia.	Hole	Height	Blade	Material
TBRS-13710050211	137	50	100	2	Steel



MEC

Cutter head for serrated back knives MEC Z2

SKU	Dia.	Hole	Height	Blade	Material
50110330	120	30	80	2	steel
50110530	120	30	130	2	steel

MEC



Cutter head for serrated back knives MEC Z4

SKU	Dia.	Hole	Height	Blade	Material
TBRS-13718050411	137	50	180	4	steel

MEC



Cutter head for serrated back knives, max. profile depth 25 mm

Cutter heads developed for Logosol planer/moulders


SKU	Dia.	Hole	Height	Blade	Material
TBRS-906030211	90	60	30	2	steel
TBRS-908030211	90	80	30	2	steel
TBRS-9010030211	90	100	30	2	steel
TBRS-9012030211	90	120	30	2	steel

MAN



Cutter head for serrated back knives MAN Z2

SKU	Dia.	Hole	Height	Blade	Material
TBRS-1228030221	122	80	30	2	Steel
TBRS-12210030221	122	100	30	2	Steel
TBRS-12213030221	122	130	30	2	Steel



VERTICAL MILLING CUTTERS



In some routing jobs, fixed cutters are preferable to loose cutter blades. For example, this could be when you want to cut really deep profiles, such as in window manufacture or when you want to remove a lot of material at high speed.

Our vertical milling cutter range contains of a wide selection of professional cutters with indexable inserts or brazed hard metal knives. Log21, our own brand, is a very priceworthy choice. This range, which we have designed ourselves, includes the cutters that we believe meet the basic requirements for vertical milling.

GROOVE, SLOT AND MORTISE CUTTER WITH INDEXABLE HM INSERTS

SKU	D	d	B	Z	V	Extra insert Z	Extra insert V
06,125,004	125	30	4	4	4	09-455	09-470
06,125,006	125	30	6	4	4	09-461	09-470
06,125,008	125	30	8	4	4	09-450	09-475
06,125,010	125	30	10	4	4	09-452	09-475
06,125,012	125	30	12	4	4	09-454	09-475
06,180,008	180	30	8	4	4	09-450	09-475
06,180,010	180	30	10	4	4	09-452	09-475
06,180,012	180	30	12	4	4	09-454	09-475



ADJUSTABLE GROOVE CUTTER WITH INDEXABLE HM INSERTS

01,130,475G has stepless adjustment for width.
01,130,475M has spacer rings for this.

SKU	D	d	B	Z	V	Extra insert Z	Extra insert V
01,130,475G	130	30	4-7,5	4	4	09-455	09-470
01,130,475M	130	30	4-7,5	4	4	09-455	09-470
01,160,815,030G	160	30	15-Aug	4	4	09-450	09-475
01,160,125,030G	160	30	12,5-24	4	4	09-453	09-475



RABBETING CUTTER

Indexable insert cutter with HM inserts. Steel body.

SKU	D	d	B	Z	V	Extra insert Z	Extra insert V
K002-100-30	100	30	30	2	4	L301	L141
K002-100-50	100	30	50	2	4	L501	L141
K002-125-30	125	30	30	2	4	L301	L141
K002-125-50	125	30	50	2	4	L501	L141
02,125,050S	125	30	50	4	4	L501	L141



MAN

RABBETING CUTTER

With indexable HM inserts. Aluminium body.

SKU	D	d	B	Z	V	Extra insert Z	Extra insert V
02,090,040	90	30	40	2	4	L401	L141
02,125,030	125	30	30	2	4	L301	L141
02,125,050	125	30	50	2	4	L501	L141
02,125,050A4	125	30	50	4	4	L501	L141



MAN

ADJUSTABLE CHAMFER CUTTER

With indexable HM inserts. Adjustable in steps of 7.5°, except K019 which is adjustable in steps of 2.5°.


SKU	D	d	B	Z	G	Extra insert Z
K019-140-50	140	30	50	2	+ - 85°	L501
10,150,050,030,S	150	30	50	2	+ - 90°	L501
10,160,060,030,S	160	30	60	2	+ - 90°	I601



GLULAM CUTTER

With indexable HM inserts.

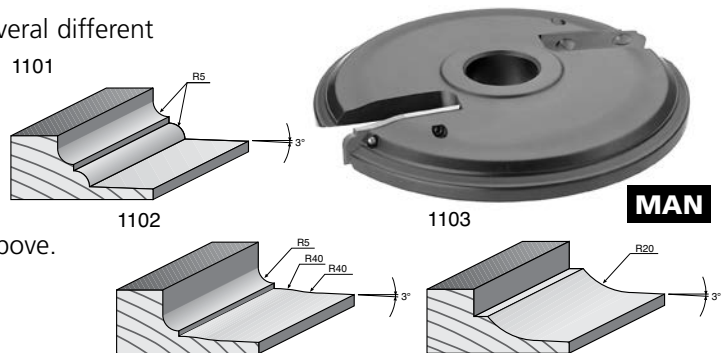
SKU	D	d	B	Z	Extra insert
13,120,050	120	30	50	2	4,09,1301



FRIEZE CUTTER WITH INDEXABLE HM INSERT

One and the same cutter body can be used for several different frieze profiles. Delivered with insert no. 1101.

SKU	Dia.	Hole	Height	No. of inserts
11,160,020	160	30	20	2



Loose inserts, shape 1 is included in the cutter above.
Order no: 4.09.1101, 4.09.1102, 4.09.1103

MATING PROFILE CUTTER WITH REPLACEABLE HM INSERT

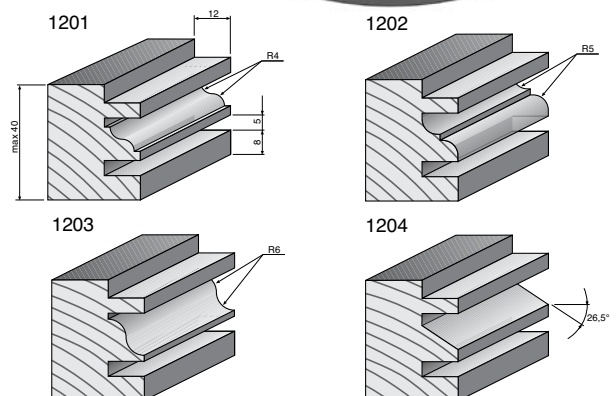
One and the same cutter body can be used for several different mating profiles. Delivered with insert no. 1201.

SKU	Dia.	Hole	Height	No. of inserts
12,120,040	120	30	40	2



Loose insert

Order no: 4.09.1201, 4.09.1202, 4.09.1203, 4.09.1204



WHAT DOES THE LAW SAY
MAN marked tools must be used in an standard milling machine. Tools marked MEC can be used in a multi-spindle machine like the planer/moulders.

PRO WINDOW CUTTER KIT

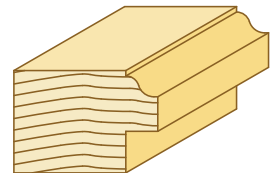
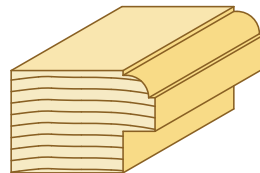
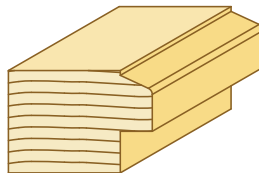
For linked casements on outwards opening 1+1 pane windows with 3 different casement profiles.

A kit of 18 different cutter heads with indeaxble hard metal inserts. The kit includes cutter heads for routing the tenons and slots for both casement and window frame.

The shank height and depth of cut are quickly and easily set once, using the accompanying setting gauge for all long routing cuts. The same principle is used for mortise and slot cuts, where only the cutter and spacer rings are changed for each routing task, using the accompanying drawings.



- * Largest tool diameter is 206 mm.
- * Greatest set-up height is 140 mm.
- * Spindle diameter 30 mm



SKU

20200

HELICAL COPYING CUTTER HEAD, WITH INDEXABLE HM INSERTS

SKU	Dia.	Hole	Height	No. of inserts	Extra insert	Ball bearing ring	Accessories
080,120,030	80	30	120	18	L141	476.62.080	47623
080,100,030	80	30	100	16	L141	476.62.080	47623
062,080,030	62	30	80	12	L141		47623
080,080,030	80	30	80	12	L141		47623



MAN

CUPBOARD DOOR EDGE CUTTER HEAD WITH INDEXABLE HM INSERT

One and the same cutter body can be used for several different profiles. Aluminium cutter head. Profile 4 is included.

SKU	Dia.	Hole	Height	No. of inserts	Cut width
14,180,040	180	30	40	2	30,5



MAN



Profile 1
Indexable insert
09.1441



Profile 2
Indexable insert
09.1442



Profile 3
Indexable insert
09.1443



Profile 4
Indexable insert
09.1444



Profile 5
Indexable insert
09.1445

FRIEZE CUTTER HEAD WITH REPLACEABLE HM KNIVES

One and the same cutter body can be used for several different friezes. Aluminium cutter. All profiles are included.

SKU	Dia.	Hole	Height	No. of inserts	Cut width
11,180,040	180	30	40	2+2	69



Profile 1
Indexable insert 09.1113 + 09.1112



Profile 2
Indexable insert 09.1113 + 09.1111



Profile 3
Indexable insert 09.1113 + 09.1110




Profile 4
Indexable insert 09.1114 + 09.1112



Profile 5
Indexable insert 09.1114 + 09.1111



Profile 6
Indexable insert 09.1114 + 09.1110



MAN

GLULAM CUTTER HEAD WITH INDEXABLE INSERTS

Aluminium cutter body

SKU	D	d	B	Z	Extra insert Z
18,130,050,030A2	130	30	50	2	09-1850
18,130,060,030A2	130	30	60	2	09-1860



GLULAM CUTTER HEAD WITH INDEXABLE INSERTS

Steel cutter body.

SKU	D	d	B	Z	Extra insert Z
18,130,050,030S2	130	30	50	2	09-1850
18,130,060,030S2	130	30	60	2	09-1860
18,130,080,030S2	130	30	80	2	09-1880



CORNER JOINTING CUTTER HEAD WITH INDEXABLE INSERTS

Aluminium cutter body

SKU	D	d	B	Z	Extra insert Z
18,140,040,030A2	140	30	40	2	09-1801



CORNER JOINTING CUTTER HEAD WITH INDEXABLE INSERTS

Steel cutter body.

SKU	D	d	B	Z	Extra insert Z
18,170,040,030S2	170	30	40	2	10-0026



ADJUSTABLE JOIST AND DECKING CUTTER HEAD

With replaceable knives. Adjustable joist and decking cutter head for thicknesses between 5-62 mm. You can choose to do rounding or chamfering cuts. Replaceable knives with radius 5 and 45° chamfer are included in the kit.

SKU	D	d	B	Z	Extra insert Z
20,HK,19,SET5BG	113	30	-	2	2-5 45G

Also available for spindle diameters up to 50 mm.



ROUNDING CUTTER HEAD WITH REPLACEABLE KNIVES

SKU	D	d	B	Z	R	Extra insert Z
19,120,020,130A	120	30	20	2	3-10	See table
19,140,030,130A	140	30	30	2	12-20	See table


Item 19,120,020,130A is supplied with R8 as standard
 Item 19,140,030,130A is supplied with R12 as standard

Kit

SKU	D	d	B	Z	R
19,120,020,030A	120	30	20	2	3,4,5,6,8,10
19,140,030,030A	140	30	30	2	12,15,18,20

Extra knives


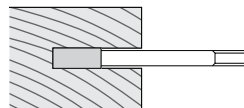
- 09-19103 Profile R=3
- 09-19104 Profile R=4
- 09-19105 Profile R=5
- 09-19106 Profile R=6
- 09-19108 Profile R=8
- 09-19110 Profile R=10
- 09-19112 Profile R=12
- 09-19115 Profile R=15
- 09-19118 Profile R=18
- 09-19120 Profile R=20



STRAIGHT TONGUE & GROOVE CUTTER HM

For grooves, small mortises and slots.

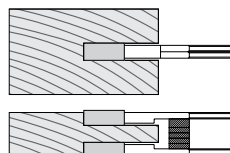
SKU	Dia.	Hole	Height
A61-120-10	120	30	10
A61-120-12	120	30	12
A61-120-4	120	30	4
A61-120-6	120	30	6
A61-120-8	120	30	8



SLOT / MORTISE CUTTER KIT HM

8–16 mm with accompanying spacer rings.


SKU	Dia.	Hole	Height
A62-160	160	30	8–16
A62-200	200	30	8–16



STRAIGHT TONGUE & GROOVE CUTTER HM

For grooves, small mortises and slots.


SKU	Dia.	Hole	Height
WP50104	120	30	4
WP50106	120	30	6
WP50108	120	30	8
WP50110	120	30	10
WP50112	120	30	12



SLOT AND MORTISE CUTTER WITH HM INSERTS

For grooves, mortises and slots.

SKU	Dia.	Hole	Height	Blade	Insert
WP50206	160	30	6	2	2
WP50208	160	30	8	2	2
WP50210	160	30	10	2	2
WP50212	160	30	12	2	2
WP50306	180	30	6	2	2
WP50308	180	30	8	2	2
WP50310	180	30	10	2	2
WP50312	180	30	12	2	2



SLOT / MORTISE CUTTER HM

Adjustable between 8-16 mm with accompanying spacer rings.

SKU	Dia.	Hole	Height
WP50501	160	30	8-16
WP50601	200	30	8-16



ADJUSTABLE TONGUE & GROOVE CUTTER HM

Adjustable between 4-8 mm with accompanying spacer rings.

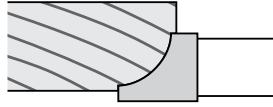
SKU	Dia.	Hole	Height
WP50401	120	30	5-10



ROUNDING CUTTER HM

With hard metal knives, can be used together with template rings.

SKU	Dia.	Hole	Height
Q32-120-R5	100	30	5
Q32-120-R7,5	105	30	7,5
Q32-120-R10	110	30	10
Q27-120-R15	120	30	15

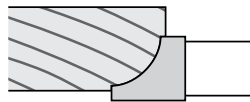


MAN

ROUNDING CUTTER HM

Can be used together with template rings.

SKU	Dia.	Hole	Radius
WP50704	98	30	4
WP50705	100	30	5
WP50775	105	30	7,5
WP50710	110	30	10
WP50715	120	30	15

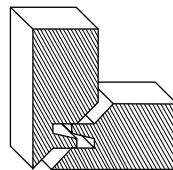


MAN

CORNER JOINING CUTTER HM

Hard metal.

SKU	D	B	b
FS4150011	140	30	30

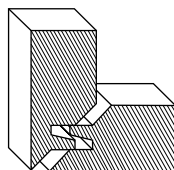


MAN

CORNER JOINING CUTTER HM

Material thickness 16-25 mm.

SKU	D	B	b
WP51101	120	30	30

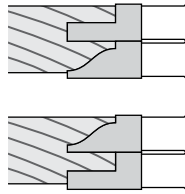


MAN

PROFILE AND MATCHING PROFILE CUTTER KIT HM

For simple and professional routing of kitchen, wardrobe, glazed cabinet and bookshelf doors with material thicknesses between 18.5–22 mm. You do not need to use spacer rings when adjusting the tool. This makes it extra quick and easy to use.

SKU	D	d
J134-116	116	30


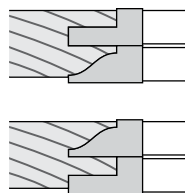


MAN

PROFILE AND MATCHING PROFILE CUTTER KIT, 2 ITEMS HM

For simple and professional routing of kitchen, wardrobe, glazed cabinet and bookshelf doors with material thicknesses between 18.5–22 mm. You do not need to use spacer rings when adjusting the tool. This makes it extra quick and easy to use.

SKU	Dia.	Hole
WP51301	116	30



MAN

FRIEZE CUTTER HM

Hard metal.

SKU	D	d	R	G
26-176-160	160	30	8	5



MAN

FRIEZE CUTTER HM

SKU	Dia.	Hole	Radius	G
WP51201	160	30	8	5

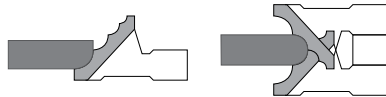


MAN

RADIUS CUTTER HM

For rounded corners and roundwood, with variable radius: 4, 6, 8 or 10 mm radius.

SKU	Dia.	Hole	Radius
J176	140	30	4+6+8+10

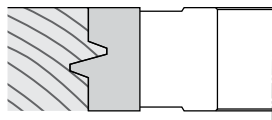


MAN

GLULAM CUTTER HM

To make a strong bonded joint.

SKU	Dia.	d	B
H08-120	120	30	28


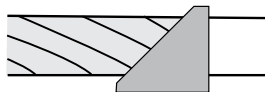


MAN

CHAMFER CUTTER HM

45 degrees.

SKU	Dia.	Hole	Height
V19-120-45	120	30	15

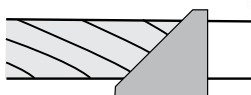


MAN

CHAMFER CUTTER HM

45 degrees.

SKU	Dia.	Hole	Height
WP50801	120	30	15

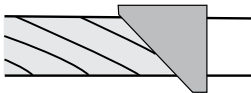


MAN

CHAMFER CUTTER HM

45 degrees.

SKU	Dia.	Hole	Height
WP50802	120	30	15



MAN

PROFILE AND MATCHING PROFILE CUTTER KIT, 2 ITEMS HM

A unique cutter kit for making complete kitchen cabinet doors and interior doors, with both mating profiles and panel routing. Material thickness 15-45 mm. You do not need to use spacer rings when adjusting the tool. This makes it extra quick and easy to use.

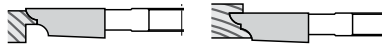
SKU	Dia.	Hole
J166-160	120	30



Mating profile machining for kitchen cabinet doors 16-22 mm



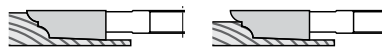
Mating profile machining for kitchen cabinet doors 15-24 mm



Mating profile machining for kitchen cabinet doors 22-25 mm



Panel routing



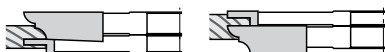
PROFILE AND MATCHING PROFILE CUTTER KIT, 2 ITEMS HM

A unique cutter kit for making complete kitchen cabinet doors and interior doors, with both mating profiles and panel routing. Material thickness 15-45 mm. You do not need to use spacer rings when adjusting the tool. This makes it extra quick and easy to use.

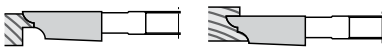
SKU	Dia.	Hole
WP51401	160	30



Mating profile machining for kitchen cabinet doors 16-22 mm



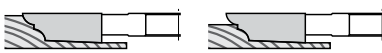
Mating profile routing for kitchen cabinet doors 15-24 mm



Mating profile machining for kitchen cabinet doors 22-25 mm



Panel routing



FRIEZE CUTTER HM

SKU	Dia.	Hole	Degrees
WP51202	160	30	5

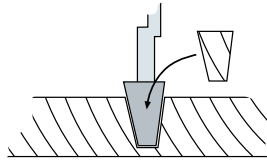


TAPERED CUTTER KIT HM

For repairing carvel-built boats and wooden floors etc.
Consists of 1 blade and 1 hard metal shank cutter.

SKU
WP52400

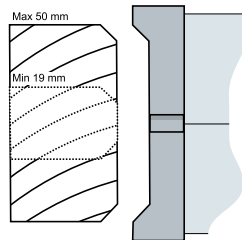
Technical data, blade		Technical data, shank cutter	
External diameter	125 mm	Diameter	6.2 mm
Hole	20 mm	Flute length	25 mm
Cut width	6.2 mm	Shank	8 mm
Degrees	3	Degrees	3



ADJUSTABLE JOIST AND DECKING CUTTER HEAD HM

With 45° chamfered edge. 2 part cutter kit, thickness adjustable between 19 and 50 mm, using the accompanying rings.

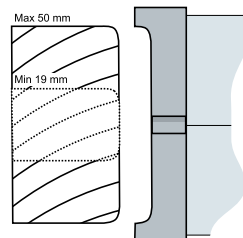
SKU	Dia.	Hole	Blade	Height
WP51045	120	30	2+2	30+30



ADJUSTABLE JOIST AND DECKING CUTTER HM

With rounded edge, radius 3 mm. 2 part cutter kit, thickness adjustable between 19 and 50 mm, using the accompanying rings.

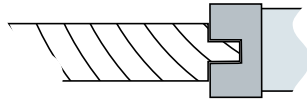
SKU	Dia.	Hole	Blade	Height
WP50903	120	30	2+2	30+30



TONGUE CUTTER HEAD HM

Tongued board 6.0 mm

SKU	Dia.	Hole	Blade	Height
WP51501	110	30	4	40

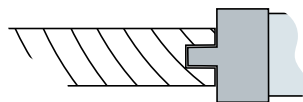


MAN

GROOVE CUTTER HEAD HM

Grooved board 6.4 mm

SKU	Dia.	Hole	Blade	Height
WP51502	110	30	4	40



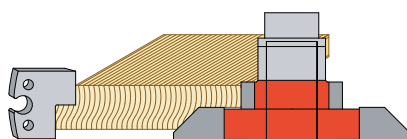
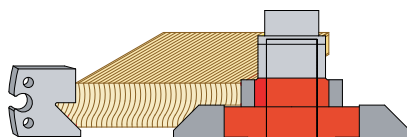
MAN

CLADDING CUTTER KIT

Developed for producing tongue-and-grooved cladding with an un-planed exterior. Complete kit. Contains: 2 pairs of 40 mm HSS inserts (94341HSS & 94342HSS)

SKU
WP52500

Only work with PH260



MEC

WP WINDOW KIT

Complete window machining kit, incl. rustic profile, 8 different HM tools for making windows. This tool kit can be used to make conventional coupled casement 2 or 3 pane insulating glass windows with conventional casements and glazing bars. The requirement is that there must be access to a jointer/planer, circular saw and router with a 30 mm spindle.

MAN



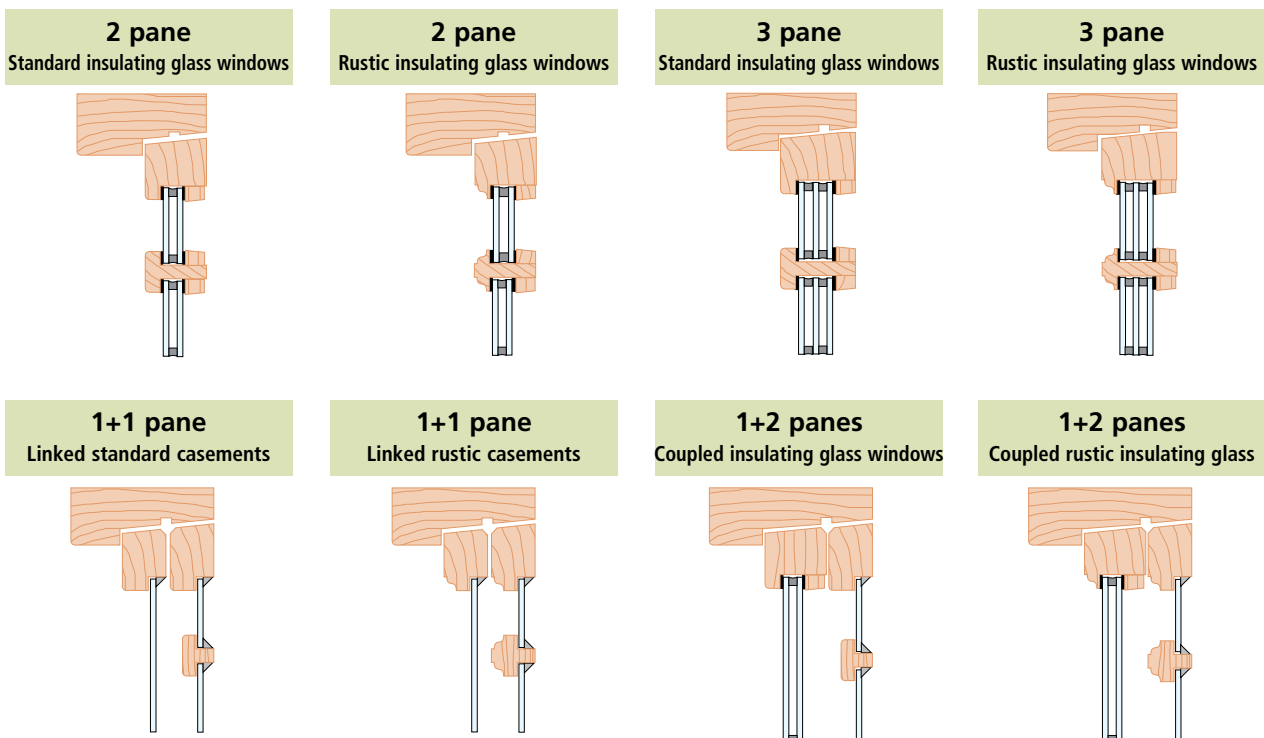
SKU
WP50000

Cutters included in WP Window cutter kit

	Dia- meter	Flute length	Blade	Hole		Separate SKU
Tongue & groove cutter, window flashing tongue & groove cutter	100	1	4	30		WP52101
Rounding cutter	98	9	2	30	Radius = 4	WP50704
Double insert cutter	120	15	2	30	Degrees = 45+45	WP51845
Chamfer cutter	120	50	2	30	Degrees = 6	WP51606
Rabbeting cutter with insert	120	50	2	30	Insert = 2+2	WP51950
Slit & mortise cutter	160	8	2	30	Insert = 1+1	WP50208
Slit & mortise cutter	180	12	2	30	Insert = 1+1	WP50312
Rustic profile / mat- ing slot & mortise	180	13	2	30	Radius = 4+4	WP51704



The following types of windows can be made with the WP Window cutter kit:



SUPPLEMENTARY KIT, MORTISE & TENON FOR CASEMENTS

Intended for cutting mortises and tenons in casements for outwards opening windows. Designed to suit all our window cutter kits.

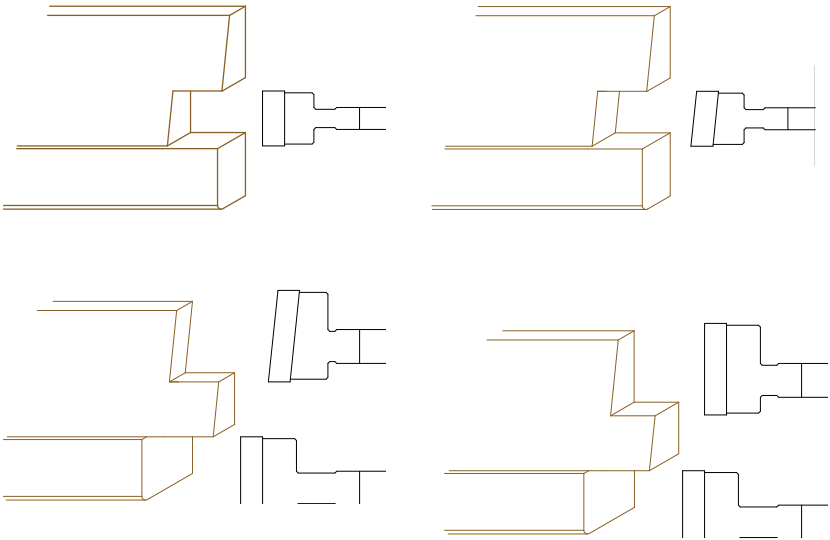


SKU
WP50001

Cutters included in supplementary kit WP50001

Cutter	Diameter	Flute length	Degrees	Hole
Chamfer cutter	129,6	50	6	30
Chamfer cutter	136	30	6	30
Chamfer cutter	136	30		30
Chamfer cutter	136	50		30
Chamfer cutter	160	50		30

Mortise & Tenon for casement WP50001




TB90 WINDOW CUTTER KIT

For making windows. This tool kit can be used to make conventional coupled casement 2 or 3 pane insulating glass windows with conventional casements and glazing bars. The requirement is that there must be access to a jointer/planer, a circular saw and a milling machine with a 30 mm spindle. This window cutter kit is the most flexible one commercially available, allowing you to configure your window production to meet customer requirements for profiling of the windows to be produced. To make production as efficient as possible with this kit, order an extra TB90-140S cutter, so you can make the tenons in one pass, as in the illustration on the next page.



Straight tongue & groove cutter with auxiliary blade

SKU	Dia.	Hole	Height	Blade	Insert
WP50208	160	30	8	2	2



TB90-140S – Safety cutter with replaceable moulding knives + chip limiter

SKU	Material	Diameter	Height	Blade	Steel thickness
TB90-140	Steel	138	30	2 + chip limiter	4

Complete window cutter kit incl. cutters and knives. Order no. TB90-FönsterS

A chip limiter is included for all profiles



94753HSS
94753S



95027HSS
95027S

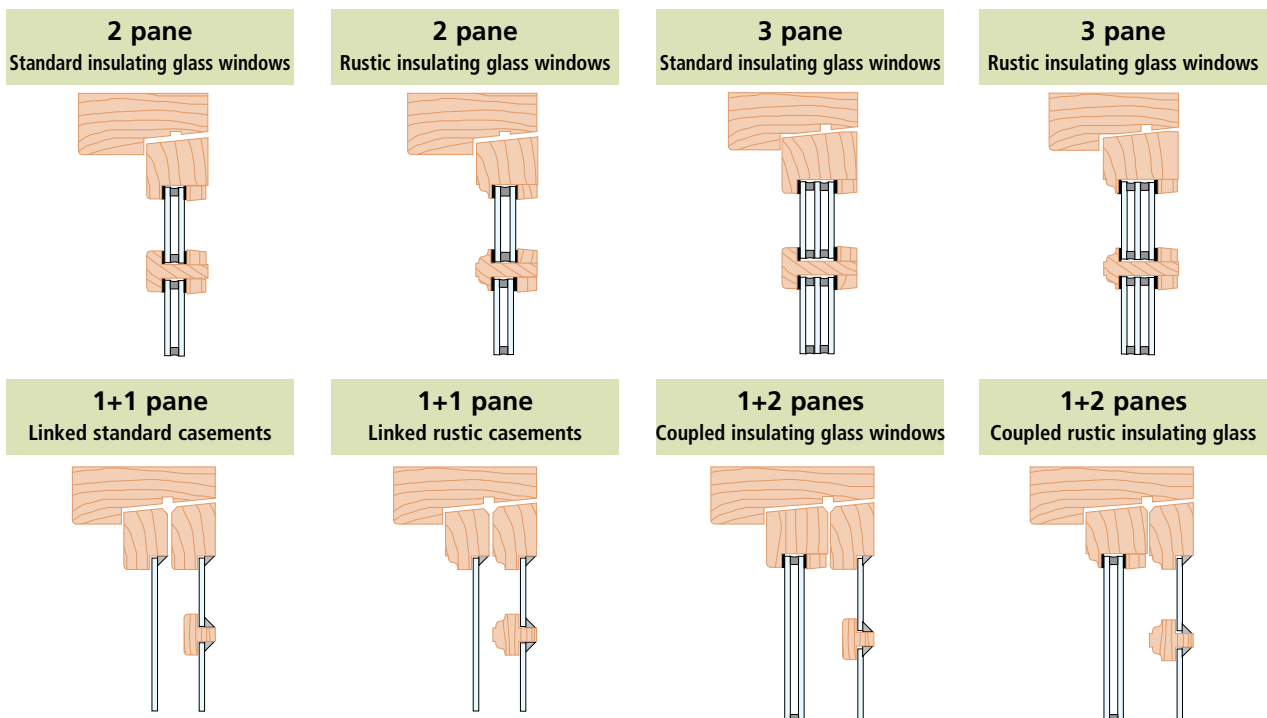


9000-20HSS
9000-20S



90127
90127S

The following types of windows can be made with the WP Window cutter kit:



SUPPLEMENTARY PROFILES FOR TB90 WINDOWS



Profile machining, window casement



Mating profile machining, window casement



Moulding knife: 94362HSS
Mating moulding knife: 94363HSS



Moulding knife: 94364HSS
Mating moulding knife: 94365HSS



Moulding knife: 94366HSS
Mating moulding knife: 94367HSS




Moulding knife: 94368HSS
Mating moulding knife: 94369HSS




Moulding knife: 94370HSS
Mating moulding knife: 94371HSS




Moulding knife: 94372HSS
Mating moulding knife: 94373HSS



Moulding knife: 94374HSS
Mating moulding knife: 94375HSS



Moulding knife: 94376HSS
Mating moulding knife: 94377HSS



Moulding knife: 94378HSS
Mating moulding knife: 94379HSS

The window profiles above are designed to suit the TB90 window cutter kit. This means that the original tenon thickness is intended to be 8 mm, to suit the accompanying tongue & groove cutter. Please refer to moulding knives HSS 40 x 4 mm for detailed drawings of the above moulding/mating moulding knives. **Specify the profile number and finish off with an S to order chip limiters.**

SKU:	PAGE:	SKU:	PAGE:	SKU:	PAGE:	SKU:	PAGE:	SKU:	PAGE:
94654	13	94738	12	95048	50	95142	13	956073	37
94655	13	94739	12	95049	50	95143	13	ø81099HSS	58
94656	13	94740	12-13	95050	50	95146	10-11	ø81399HSS	58
94657	13-14	94741	12	95051	50	95147	30	ø841099HSS	58
94658	13-14	94742	12-13	95052	50	95148	21	ø841399HSS	58
94659	14	94743	12	95053	50	95149	36-37	ø84499HSS	58
94660	14	94744	12	95054	50	95151	37	ø84599HSS	58
94661	13-14	94745	12	95055	50	95152	37	ø84699HSS	58
94662	14	94746	12	95056	5, 50	95153	34	ø8499	58
94663	13	94747	12	95057	5, 50	95154	34	ø8499HM	58
94664	13	94748	12	95058	36, 50	95155	34	ø8499HSS	58
94665	13	94749	12	95059	36, 50	95156	35	ø8499S	58
94666	13	94750	12	95061	50	95158	21-22	ø85293	58
94667	13	94750	12	95062	50	95159	12	ø85499HM	58
94668	13	94751	12-13	95063	50	95160	12	ø85599HM	58
94670	6, 10-11	94756	13	95064	50	95161	12	ø85599HSS	58
94671	6, 10	94757	32	95065	50	95162	13	ø85699HSS	58
94672	11	94758	32	95066	50	95163	13	ø8599	58
94673	11	94759	32	95067	50	96001	51	ø8599HM	58
94674	11	94760	32	95068	50	96002	31, 51	ø8599HSS	58
94675	6, 11, 39-41	94768	37	95070	6, 50	96003	19, 51	ø8599S	58
94676	11	94781	42	95071	6, 50	96004	31, 51	ø8699	58
94677	11	94782	42	95072	9, 50	96005	27, 51	ø8699S	58
94678	11	94783	42	95073	26-29, 50	96006	26, 51	7000-000-9502	39-42
94679	11	94784	42	95074	27-28, 50	96007	26	7000-002-5202	56
94680	11	94786	42	95075	31, 50	96008	33, 51	7000-002-5212	56
94681	11	94787	39-40, 42	95076	36, 51	96009	19-20, 51	7000-002-5222	56
94682	11	94788	39-40	95077	51	96010	51	7000-002-5232	56
94683	11	94798	12	95078	5, 51	96011	51	7000-002-5237	56
94684	6	94800	39-41	95079	5, 51	96014	6, 51	7000-002-5242	56
94685	6	94801	39-40	95080	51	96015	6, 51	7500-001-0050	55
94686	6, 7	94814	40	95082	32, 51	96017	30, 51	7500-001-0051	55
94687	6, 39-41	94815	41	95083	32, 51	96018	19, 21, 51	8020-007-5202	57
94688	7	94832	39-41	95085	7	96019	19, 51	8020-007-5232	57
94689	11	94833	41	95086	7	96020	30, 51	8020-007-5252	57
94690	11	94834	41	95088	15-16	96021	30, 51	9000-16	8, 10-12, 16, 19, 35
94691	11	94835	41	95089	15-16	96022	20, 51	9000-20	16-17
94692	11	95001	48	95090	15	96025	16	900-16	13
94693	10	95002	32, 48	95091	16	96027	16	9016-2	5
94694	10	95003	32, 48	95092	16	96028	28	9016-3	5
94695	10	95004	8, 48	95093	28	96029	22	9017-2	5
94696	10	95005	8, 48	95094	22	96030	22	9017-3	5
94697	11	95006	30, 48	95095	23	96031	22	91002HSS	52
94698	10	95007	30, 48	95096	23	96032	22	9400-20	15
94699	10	95008	30, 48	95097	23	96033	23	9500-16	30
94700	10	95009	9, 48	95098	23	96034	23	9500-20	48
94701	21	95010	27, 42, 48	95099	23	96035	23	9600-20	51
94702	21	95011	10, 48	95100	23	96036	23	96007HSS	51
94703	36	95012	8-9, 48	95101	23	96037	23	KIL360-048	40
94704	6	95013	8-9, 18-19, 48	95102	23	96038	23	STOPPKIL-040	42
94705	10	95014	26, 48	95103	24	96039	23	TB90-008	40
94705	22	95015	9, 48	95104	24	96040	23	TB90-009	39
94706	10	95016	8, 27, 48	95105	25	96041	23	TB90-010	42
94707	33	95017	9, 19-20, 48	95106	25	96042	23	TB90-011	41
94708	33	95018	10, 49	95107	25	96043	24		
94709	33	95019	10, 26, 49	95108	37	96046	24		
94710	34	95020	10, 49	95109	29	96048	24		
94711	34	95021	5, 49	95110	29	96049	24		
94712	34	95022	5, 49	95111	29	96050	24		
94713	34	95023	5, 49	95112	29	96053	25		
94714	34	95024	5, 49	95113	35	96054	37		
94715	34	95025	18-19, 49	95114	25	96055	29		
94717	34	95026	49	95120	37	96056	29		
94718	34	95027	36, 49	95121	31	96057	29		
94719	34	95028	49	95122	15, 31	96058	29		
94720	27	95029	49	95123	37	96060	35		
94721	27	95030	5, 49	95124	37	96061	35		
94722	35	95031	5, 49	95125	7	96062	14		
94723	35	95032	26-28, 36, 38, 49	95126	7	96063	25		
94724	35	95033	18, 20, 49	95127	7	96065	28		
94725	35	95034	49	95128	7	96069	27		
94726	36	95035	49	95129	7	96070	35		
94727	36	95036	26, 49	95130	7	96071	21		
94728	36	95038	5, 49	95130	7	96072	21		
94729	36	95039	5, 49	95131	7	96075	16		
94730	36	95040	49	95132	15	96086	39-41		
94731	10	95041	49	95133	7	96087	39-40		
94732	11	95042	49	95134	7	96089	29		
94733	11	95043	49	95135	7	955144	11		
94734	11	95044	49	95138	28	955145	11		
94735	11	95045	33, 49	95139	22	955157	35		
94736	21	95046	33, 39	95140	13	956067	34		
94737	12	95047	31, 50	95141	13	956068	34		

SKU REGISTER – UNIVERSAL CUTTER HEADS

SKU:	PAGE:	SKU:	PAGE:
47093	65	TB90-140S	64
50110330	68	TB90-200S	64
50110530	68	TB90-84-20	62
7000-000-9502	66	TB90-84-30	62
7000-000-9506	66	TB90-92	62, 65
7000-000-9508	66	TB90-92 Steel	63
713, 104	67	TB90-92 Z4	63
713, 111	67	TB90-92S	64
713, 113	67	TB912-92	63
99-1318-2	66	TB912-92S	63
99-1318-3	66	TB98-100100	67
99-1318-82	66	TB98-100120	67
HM-9000	65	TB98-100180	67
HSS-100	67	TB98-120100	67
HSS-180	67	TB98-120180	67
KIL360-048	66	TBRS-12210030221	68
L141	65	TBRS-12213030221	68
L401	65	TBRS-1228030221	68
TB90-06	65	TBRS-13710050211	68
TB90-06S	65	TBRS-13718050411	68
TB90-10	65	TBRS-9010030211	68
TB90-10S	65	TBRS-9012030211	68
TB90-12	65	TBRS-906030211	68
TB90-120	64	TBRS-908030211	68
TB90-120Z4	64	WPTB90-06S	65
TB90-12S	65	WPTB90-98S	62
TB90-140	62		

SKU REGISTER – VERTICAL MILLING CUTTERS

SKU:	PAGE:	SKU:	PAGE:	SKU:	PAGE:
20200	73	94362HSS	87	WP50001	85
90127	86	94363HSS	87	WP50104	77
01,130,475G	71	94364HSS	87	WP50106	77
01,130,475M	71	94365HSS	87	WP50108	77
01,160,125,030G	71	94366HSS	87	WP50110	77
01,160,815,030G	71	94367HSS	87	WP50112	77
02,090,040	71	94368HSS	87	WP50206	77
02,125,030	71	94369HSS	87	WP50208	77
02,125,050	71	94370HSS	87	WP50208	84
02,125,050A4	71	94371HSS	87	WP50208	86
02,125,050S	71	94372HSS	87	WP50210	77
06,125,004	71	94373HSS	87	WP50212	77
06,125,006	71	94374HSS	87	WP50306	77
06,125,008	71	94375HSS	87	WP50308	77
06,125,010	71	94376HSS	87	WP50310	77
06,125,012	71	94377HSS	87	WP50312	77
06,180,008	71	94378HSS	87	WP50312	84
06,180,010	71	94379HSS	87	WP50401	77
06,180,012	71	94753HSS	86	WP50501	77
062,080,030	74	94753S	86	WP50601	77
080,080,030	74	95027HSS	86	WP50704	78
080,100,030	74	95027S	86	WP50704	84
080,120,030	74	A61-120-10	76	WP50705	78
10,150,050,030,S	72	A61-120-12	76	WP50710	78
10,160,060,030,S	72	A61-120-4	76	WP50715	78
11,160,020	72	A61-120-6	76	WP50775	78
11,180,040	74	A62-160	76	WP50801	80
12,120,040	72	A62-200	76	WP50802	80
13,120,050	72	A91-120-8	76	WP50903	82
14,180,040	74	FS4150011	78	WP51045	82
18,130,050,030A2	75	H08-120	80	WP51101	78
18,130,050,030S2	75	J134-116	79	WP51201	79
18,130,060,030A2	75	J166-160	81	WP51202	81
18,130,060,030S2	75	J176	80	WP51301	79
18,130,080,030S2	75	K002-100-30	71	WP51401	81
18,140,040,030A2	75	K002-100-50	71	WP51501	83
18,170,040,030S2	75	K002-125-30	71	WP51502	83
19,120,020,030A	76	K002-125-50	71	WP51606	84
19,120,020,130A	76	K019-140-50	72	WP51704	84
19,140,030,030A	76	Q27-120-R15	78	WP51845	84
19,140,030,130A	76	Q32-120-R10	78	WP51950	84
20,HK,19,SET58G	75	Q32-120-R5	78	WP52101	84
26-176-160	79	Q32-120-R7,5	78	WP52400	82
9000-20HSS	86	TB90-140	86	WP52500	83
9000-20S	86	V19-120-45	80		
90127S	86	WP50000	84		

ORDER FORM

SKU	PRODUCT/DESIGNATION	QTY.

THIS IS HOW YOU ORDER!

Buying from LOGOSOL is easy. Order from our e-store on www.logosol.com or by phone or email. You are welcome to call us and tell about your projects. We will help you find the right equipment for it.

Welcome to contact us!

LOGOSOL AB
Fiskaregatan 2
871 33 Härnösand
SWEDEN
Phone: +46 611-182 85 • Email: info@logosol.com
Website: www.logosol.com



7005-000-0530
2018-09

