



Rivers Griffin demonstrates how to use the M7 sawmill to make log house facing.



**HE IS THE NEW RECORD HOLDER!**

With the help of five other sawmill owners and a total of ten Logosol Sawmills, Anders Nykvist succeeded in breaking Logosol's world record in the event 'the world's longest plank'.

Page 15



**Building together**

Greg and Cristy Kassel built a timber frame barn with the M5 sawmill. "Cristy actually did most of the cutting on the mill!", Greg says.

Page 6-7

# Open House in Madison

Logosol's demo day combined expert advice, product demonstrations, good food and great weather. Those who attended had a chance to visit with Logosol president Olof Almstrom, pick Charlie Griffin's brain about the art and science of producing molding and flooring with the PH260, and watch the M7 mill and Log House Molder in action.

Page 4-5



## Building a new sheriff's office with the PH260

Steve Whittle and a group of volunteer prison inmates built a new sheriff's office in Leake county, Mississippi. Trim, shelving, cabinets — even the sheriff's desk were produced on-site with the Logosol PH260.

Page 10-11



## Quality Business!

Missouri sawyer Steve Chapman bought the Logosol PH260 to cut trim and flooring for his son Ryan's house. The machine has become an important part of the Chapmans' lumber business. When word got out that he produced high quality moldings and tongue & groove paneling, they had to delay work on the house to fill all the orders!

Page 14

**Meet Logosol owners from all over the world!**

Page 8-9

**Making money on planer shavings!**

Page 12-13

**New products from Logosol!**

Page 2-3

# Dear Woodworkers and Friends of Logosol,

Welcome to this new issue of Fresh Cut! I'm Olof Almstrom. I have served as President for Logosol, Inc. almost a year now. It has been a very exciting and hectic year! I'm proud to have the opportunity to work for an International Company.

In our Christmas Campaign you'll find a new range of woodworking machines, which we feel will serve as a "kick-off" for the coming year.

Our Top-Of-The-Line "Logosol PH260" is a worldwide renowned professional planer/molder. It can do many things, but far from everything. Due to this, we at Logosol have decided to start selling three additional machines, which meet the demands of the small joinery shop.

These are the machines we have included in our range of products:

- the "Jointer/Planer H410". There are many in Sweden who think that this is the best jointer/planer in world considering the price.
- the "Vertical Milling Machine MF30". A unique vertical milling machine with tiltable spindle and a number of other functions.

- the "Dimensioning Saw PS315". Stable and with functions that you can only find in more expensive saws.

This was only a brief presentation of the machines Logosol now includes in its range of products. You will find further information below and on our web site.

If you already have a Logosol planer/molder, you know that everything you need is quickly supplied, whether it is good advice, accessories or spare parts. You also know that the machines are durable and give you an excellent result.

I'm sure you'll find our Christmas Campaign attractive. We at Logosol wish a Merry Christmas and a Happy New Year!

Thanks for your interest in the Logosol Products!

**Olof Almstrom**



*Logosol Christmas Campaign!*

## FRESH CUT!

### EDITORIAL STAFF

**Publisher:** Logosol Inc

**Editor:** David Boyt

**Editorial Page Editor:** Sara Boström

**Translations:** Anna Olsgren Byström

**Special thanks** all Logosol friends who helps us make Fresh Cut better!

**Fresh Cut** is printed in 30 000 copies and comes out twice a year.

**LOGOSOL**

P.O. Box 660  
Madison, MS 39130

Call TOLL FREE: 1-877-LOGOSOL

**Telephone:** 1-601 856 1889  
**Fax anytime:** 1-601 856 9535

**Internet:** www.logosol.com  
**Email:** info@logosol.com

## A Format Saw with high quality and stability

Logosol PS315 is a precision saw within reach for small joinery shops and choosy amateurs. It is just as stable and versatile as many industrial saws.

We have many names for the things we love, and this type of machine is called a dimensioning saw, trimming saw or resaw. They come in different sizes, from simple constructions of sheet metal, to the industrial, computer-controlled, cast iron machines. Together with the jointer/planer and the upright drilling machine, it is one of the most important machines in a joinery shop.

Logosol has chosen to call it PS315. The abbreviation stands for 'precision saw' and the figures stand for the dimension of the tiltable saw blade. It looks like a professional saw, it works like a professional saw, and it feels like a professional saw. But the price tag shows a reasonable price. Logosol PS315 has a combined machine table and frame in cast iron. The carriage runs on sixteen steel balls with a diameter of 19 mm (0.7"). The balls run in



*Bengt-Olov Byström shows the Logosol PS315.*

tempered steel tracks, which are fitted in the cast iron. It is a rigid construction to ensure the highest precision. All fences are of industrial quality and can be precision-adjusted.

The adjustable circular saw blade is 315 mm (12") in diameter, and is suitable for both laminates and solid wood. The carriage takes pieces that are up to 1200 mm (47") wide. If you fit an extension table it will take all sizes. This precision saw is a versatile machine. You can use it for cross cutting, mitring and rip sawing. It can also be used for grooving and tenoning, or for dimensioning board material. It is a machine that the pros cannot do without. With Logosol PS315, you too can allow yourself that luxury. \*

# Unique Vertical Milling Machine!

Do not call Logosol MF30 a multi molder. It will make the designer object. It is multi, to be sure, but primarily it is above all a unique vertical milling machine with professional qualities.

By **Janne Näsström**

Translation: **Anna Olsgren Byström**

The Logosol MF30 is built like a much more expensive industrial machine; stable with a machine table of cast iron, a full-scale carriage, and more adjusting possibilities than any other vertical milling machine on the market.

**Being a vertical mill, MF30 is unique on two points:**

- The spindle can be tilted 45 degrees in both directions and, in addition, it can be adjusted horizontally.
- Also the fences can be tilted.

Both functions are micro-adjustable to give you the highest precision.

The name of the machine, MF30, stands for 'multifräs', the Swedish word for multi-molder, but this is a designation the designer Bo Mårtensson would rather not use.

There is a risk that the word 'multi' obscures the fact that the machine is primarily a unique vertical mill of professional class.

But the multi molder is actually what its name says. The entire motor unit can be tilted through 270 degrees.

The first part of the tilt radius is used for



*Logosol presents new machines for your joinery shop! Joakim Byström and Bengt-Olov Byström from Logosol Sweden*

giving the spindle the correct angle to the workpiece. The rest of the radius gives two additional functions to the machine:

- Tenoning or long-hole drilling with horizontal spindle.
- Plunge routing with tiltable spindle.

The machine comes with two types of spindles, one spindle for cutters and one high-speed spindle for end milling.

The machine can be supplemented with, among other things, an extension table, a kit for curve milling, an XY-table, and a feed unit. Logosol MF30 is a machine of possibilities, which enables you to process workpieces through 270 degrees. The multifunctions of the machine have in no way had any negative effect on the main function. On the contrary, the machine has become a better vertical milling machine. \*



*Joakim Byström, Logosol Sweden, with the MF30, a machine of many possibilities!*

## The Best Jointer/Planer in the World?

Swedish joiner shops and craft teachers consider the Logosol H410 to be the best jointer/planer on the market that you can buy at a reasonable price.

"At the Ligna trade fair in Germany we found an equally good machine. But the price was ten times higher," Logosol's Bengt-Olov Byström says.

What distinguishes H410 from all other jointer/planers is that you do not have to alter the machine when switching from jointing to planing operation. Nothing has to be folded away, removed or mounted, neither the machine tables nor the outlet and hoses. Everything stays where it is during all operations.

The first step is the jointing. The precision-processed, cast iron table can be fine-tuned, and the same goes for the sturdy fence. The planing depth, 0-10 mm (0-04"), is set in one single operation. The planing width is 310 mm (12").

The next step is the planing, which is done the classical way, under the table. So far, there is no difference between H410 and other machines.

The difference is that you use the planing function directly, without altering the machine or even turning it off. This saves time, especially when you are producing separate pieces or short series.

The capacity of the planer is impressive. It machines workpieces that are 410x260 mm (16x10"). Regardless the price level, most jointer/planers only have one motor for both the cutter and the feeding. H410 has two, of which one runs the feeding and is available with variable speed. The result is a powerful planer with few problems.

As you know, beauty is in the eye of the beholder, but in Sweden many think that H410 is the best jointer/planer in the world. \*



*Kathlene Griffin (Charlie's wife) describes some of the many stock pattern cutters to Ron and John Arnett. Kathlene works with Rivers Griffin's wood processing operation, but came up to help out with the Demo Day.*




*At lunch, everyone enjoyed hamburgers with all the fixin's, and swapped stories about their experiences. Several of those who attended remarked that networking with other Logosol customers was a valuable benefit of the demo day.*



*Charlie shows brothers Ron and John Arnett of Philadelphia, MO some of the finer points of setting up the PH260 to cut trim. After returning home from the Demo Day, they contacted several potential outlets for their trim, and have gotten very encouraging responses.*



*The Logosol staff did their best to make sure no one went hungry at lunch time!*



*Charle Griffin shows how to determine how well the machine is running by looking at the board.*

## Showing the Best Side

October 20th marked Logosol's first Demo Day, held at their U.S. headquarters in Madison, Mississippi. According to Logosol U.S.A. president Olof Almstrom, the open house was held to thank customers for their support in the past, showcase new Logosol equipment, and provide hands-on training technical seminars.

**By David Boyt**

Charlie Griffin, who is in charge of Technical Support, was on hand to demonstrate the Logosol molders and planers. Those attending benefited from his years of experience with the equipment as he took them through the process of changing and adjusting knives for planing, tongue and groove flooring, and cutting trim. Like a magician, he put a rough oak board in one end and pulled a beautifully finished piece of trim out the other. Unlike magicians, who never reveal their secrets, Charlie explained everything carefully, and made sure that everyone watching would be able to perform the same "magic" with their machines.

Meanwhile, Charlie's son Rivers was working his own magic, transforming round logs into square cants with a chain saw and the M7 sawmill. After a quick change of cutterheads, he then demonstrated the Log House Molder, rounding the edges of the cants and putting a tongue on one side, and a groove on the other. The tongues and grooves are matched to make log cabin logs. Tom Baster of Enterprise, MS was so impressed that he bought one on the spot. "I just came up to see the equipment, but when I saw Rivers demonstrate log house molder, I just had to have one!" he exclaimed. He plans to use it to add log house moldings to his line of trim and molding that he sells in his retail shop.



*Mel Haun came to the Demo Day to get training on his newly-purchased M7 mill. He not only got hands-on experience with the mill, he was able to take it home in the back of his truck, already assembled and ready to cut.*



*Logosol U.S.A. president Olof Almstrom gives Mel Haun some advice before Mel drove off with his new M7 sawmill.*

## of Wood Processing!

Bob Buck learned about PH260 from a friend who had helped another friend set one up. Bob rebuilds houses, and was interested in making his own trim. He saw the Demo Day advertised on the LOGOSOL web site. "I was impressed. I wanted to see it cut oak crown molding, and he ran some for me."

Willie Steele said "I thought it [the Demo Day] was very well organized. Any question I had was answered. They put the cutterheads on that people wanted to see." Willie says he was interested in the PH260 planer to cut V-groove panel, molding and flooring for a house he is building, then maybe sell some. He sums up, "All the people I met were very professional. Very customer oriented."

Bob McConnell of Norwood, Georgia said, "I always enjoy being around those guys at Logosol, because they always take good care of you." He recalled, "A couple of weeks ago, I had a belt come loose, and Charlie talked me through how to adjust it from his house—on a Saturday afternoon! And Troy in shipping is great. If I need anything, it arrives the next day on Fed Ex." Bob sums up his purchase of the PH260: "I look at it this way. I can feed in wood that I bought for \$.32 per foot, and at 25 feet per minute, produce crown molding that I can sell for \$1.25 per foot. You do the math!" He continued, "I'm a one-man shop, and now I use it all the time. The Logosol is accurate, and it is quick to set up the cutters. When I make tongue and groove, the parts fit together perfectly." Of the Open House, Bob says, "I thoroughly enjoyed it. Charlie was very good at explaining everything. I might get the M7 mill to make long beams for a timber frame house."

Some people just can't get enough of being around wood. Matthew Lann has a full time job as a lumber grader, and operates a portable band saw mill in his "spare" time. He plans to add a solar kiln and a PH260, plus, possibly a SoloPlaner for value added processing. "I'm



*Rivers Griffin demonstrates how to use the M7 sawmill to make log house facing.*

building a house, so I figure I can pay for the planer/ molder just on the savings on flooring and trim," he explained. "Any time I can take a rough 1 x 6 and turn it into tongue & groove in one pass, that's what I want."

No matter what it was people came to see, the one "demonstration" that everyone wanted in on was lunch. Troy, who normally fills orders for equipment found himself filling orders for hamburgers hot off the grill, and keeping the piles of fresh lettuce, tomato, onion, and cheese ready for his customers. Meanwhile, Olof and Charlie are already making plans to take the "Demo Day" on the road to show their appreciation for their customers - and Logosol's line of products - across the U.S. Keep an eye on the web site for more information. \*

*Greg shows Logosol president Olof Almstrom the “drive in” theater in the top of his barn. The theater features old-fashioned speakers, a projection television, ping pong table, pool table, and even a Coca-Cola dispenser.*



At the Demo Day, Greg Kassel eyed the M7 Woodworker’s mill with the log house molder, and commented on how much easier the M7 was than the older model M5 that he had used to build his post and frame barn. Since his barn was located in Madison, there was no way Olof, Charlie, or I could turn down an invitation to go take a look at it!

By David Boyt

# Greg and Cristy Built a Timber Frame Barn with the M5 Sawmill

## “Cristy actually did most of the cutting on the mill!”

After a short drive, we found his “barn”—a 36’ by 40’ two-story post and beam structure which, except for a satellite dish mounted on the side, and a Logosol M5 sawmill in the front yard, looked like it could have been built in New England two hundred and fifty years ago.

Using the M5 mill, Stihl 066 chain saw and Logosol ripping chain, Greg and his wife Cristy milled trees cut from the property to make the framing members. “Cristy actually did most of the cutting on the mill,” Greg told us. “I was just the tail man, and was busy figuring out what size everything needed to be. A lot of times, she was working on her own at the mill.”

“The chain saw mill made it fairly easy to cut the tenons,” Greg explained, because it let you cut part way into the beam, then back the saw out.” The mortise cuts took more work. “We started out with a hand-cranked mortise cutter, but after three mortises we’d be worn out, so we bought an electric chain saw type mortise cutter, and that took a lot of work out of it.” Showing us photos of the barn’s construction, Greg recalls, “We had a barn raising to put the frame up. That evening, I

commented that this barn was strong enough to withstand a tornado. Next day, a category 5 tornado ripped through Madison. I wished I hadn’t said that, but when we came back, the barn frame was still standing, with no damage.”

A commercial interior finisher, Greg is kept busy by the building boom that is taking place around Jackson and Madison. Applying his skills and eye for detail, all of the mortise and tenon joints fit tightly, held in place with wooden pins. “There’s not a single metal fastener in the structure,” said Greg. “Actually, at this point, we could even remove the pins.” Inside, one gets a better idea of just how big this barn is. With no walls, except for the rest room, the structure is cavernous. “It was going to be a horse barn at first,” Greg told us. “We even had a horse that someone had given us.”

He became interested in timber framing almost by chance. “I picked up a copy of Timber Frame Illustrated magazine, and just decided I wanted to build one. I found this [M5] sawmill on the internet, and decided that it was exactly what I wanted, but my heart sank when I saw that it was built in Sweden, and I had no idea how to get one. Then at the

very bottom of the page, it said ‘Madison, Mississippi’—about five minutes from my house! I called the number the next day and went to look at it.” That was back in the year 2000.

Climbing the ladder to the upstairs, we moved from 1757 barn to a 1957 drive-in theater, complete with those speakers that we old folks used to hang on our windows as we watched the movie on a hot summer night. The theater room included a Coke machine, ping pong table with a pool table underneath it, and even stars painted on the black ceiling. But the centerpiece was a projection television system. Dimming the lights gave a realistic feeling of an old-fashioned drive in theater, except with better sound... and a Mississippi football game was playing... and there weren’t any mosquitoes. Back outside, as we adjusted to our return to the 21st century, Greg and Cristy showed us the M5 mill that they had used to cut the lumber for the barn. “I watched the log house molder demonstration,” Greg told me.

“I’d love to build a log cabin.” I hope he builds one, too. I’d love to see what he and Cristy do with it! \*





*Greg and Cristy Kassel pose with their M5 sawmill in front of their timber frame barn. Cristy did most of the sawing.*



*Greg shows Kathleen Griffin some of the details of the joinery that went into the barn. All framing members are held together with wood pegs.*



*Olaf Almstrom, (right) president of Logosol U.S.A. and Charlie Griffin (left) stand outside the Logosol building in Madison, Mississippi.*

## Meet the new Logosol-team!

People who came to the Demo Day had a chance to meet with the staff at Logosol. Olof Almstrom is the President of Logosol U.S.A. As a consultant helping Swedish companies set up offices in Madison, Mississippi and market their products in the U.S., Olof had his office in the Logosol building for two years. He was so impressed with the company that he accepted the offer to become president in January, 2007.

### By David Boyt

As much as he likes living in Madison, he still maintains his Swedish ties. He describes his schedule, "I have my family back in Stockholm, so I spend about three weeks out of the month in Madison, then I go to Sweden for a week to visit my family and meet with the Logosol people there." Olof's typical tasks in the office are coordinating sales, marketing, and logistics. "Logistics is important, because we get our supplies from Sweden, and we need to carefully plan our sales and service months ahead of time." When I asked Olof what he sees in the future, he said that Logosol plans to expand its selection of planers and tooling. "We're going to launch some larger machines, as well as more multi-function machines." Olof speaks excellent English, by the way. When I asked him about the change from Sweden to Mississippi, he replied "I like the climate here much better. I hate the cold weather and long nights in the winter back in Sweden."

Charlie Griffin is in charge of sales and technical support. Anyone calling Logosol for information or technical help with the planer will likely talk to him. Those attending the Demo Day found out first-hand how knowledgeable he is about the equipment, and how willing he is to help customers. "I can pretty much answer all questions or solve any problems on the phone," he told me during a rare free moment during the Demo Day. Charlie started working with Logosol about seven years ago. "I was a part of first bringing the PH260 over to the U.S. Before that, the chain saw mills were the main products." In addition to helping users with the machines, he helps customers with any special needs, such as custom cutters. "We have sources for custom knives for any pattern a customer might need, plus a wide variety of stock patterns."

He continued, "We can recommend shops for customers to send their knives out to for sharpening." Woodworking runs in Charlie's family. His son, Rivers, who demonstrated the M7 mill and the Log House Molder operates a trim and molding business. "He uses the PH260, SoloPlaner, electric M7 mill, and occasionally makes log house molding." \*



**LOGOSOL GERMANY**



**BUILT A NEW HOUSE AFTER THE STORM!**  
After a big storm in Germany the Pfeifle family built the house of their dreams. Don't miss their story in the Logosol e-newsletter!



**LOGOSOL CANADA**



**BEAUTIFUL WOODWORKING WITH THE PH260!**  
Red Oak in the living room, Maple in the kitchen and Black Cherry in the bedroom. Mr. Raymond Leroux used his Logosol PH260 for all the woodwork in his new house.

**MEET LOGOSOL-OWNERS FROM ALL OVER THE WORLD!**



**LOGOSOL SWEDEN**

**SAWING IN THE CIRCUS TENT!**

Per Simon Edström has the perfect saw house for his Logosol Sawmill: an old circus tent, which also has room for the sawn lumber. We tell you more about his project this spring!



**LOGOSOL NORWAY**



**LIKES TO WORK IN HIS JOINERY SHOP!**  
Meet Rune Dahl who likes to work in his joinery shop with machines from Logosol!



**LOGOSOL UNITED KINGDOM**



**LOGOSOL LSG - THE SMALL MILL FOR BIG TIMBERS!**  
Richard Dunmore is a professional sawyer. His mobile sawing-business often includes a Logosol Timberjig, read his Lsg-test!

# The Joy of Woodworking!

## International series of articles in the e-newsletter!

Logosol now has sales in over 65 countries. We have the world's most creative customers and we gladly tell their histories! With the help of our sawmills and planers they realize big and small dreams.

During 2008 we will start a series of articles in our e-newsletter and on our website, in which you will meet Logosol customers from all over the world. Don't miss it! Logosol's e-newsletter has over 20 000 subscribers in the USA. It is sent monthly, and you can subscribe directly on our website!



LOGOSOL RUSSIA

### HOW TO USE A PH260 THE RUSSIAN WAY

Meet the three families that bought a PH260. Their business concept is the production of exclusive, painted fence sections. "We have already received enquiries from wholesalers and DIY stores, but our aim is to sell direct from the farm," Andrej and Nikolai Jurrov say, both part owners of the Logosol PH260.



LOGOSOL RUSSIA



### ANDREJ AND VERA SAWING FOR THE FUTURE!

When the sawmill-business in the village shut down, Andrej and Vera Akimov bought a sawmill of their own. Now they are sawing for the whole family!



LOGOSOL SWEDEN



### THE OLDEST SAWYER IN THE WORLD?

Bengt Kastensson, 93 years old from Sweden is probably the oldest active Logosol sawyer in the world. Meet him in upcoming newsletter!



*Leake county, Mississippi sheriff Greg Waggoner has what may be one of the most elegant offices of any sheriff in the country. The desk, cabinets, shelving and trim were all cut on the PH260 planer/molder and installed by volunteer inmates at the regional prison next to his office.*

## Sheriff's Office with a solid desk of oak

Walking into the office, Olof Almstrom, Charlie Griffin, and I were struck by the elegance of the wide crown molding, wood paneling, and beautifully built book cases. A hand crafted solid oak desk dominated one side of the room. With a cowskin rug on the floor and Remington prints on the wall, the office was one that any Texas lawyer would be proud to work in.

But this is the office of Leake county, Mississippi sheriff Greg Waggoner. And in spite of its elegant appearance, the office was built and furnished on a very limited budget.

**By David Boyt**

Sheriff Waggoner has the sort of no-nonsense personality that commands respect from first eye contact. He extended to us the gracious hospitality for which the south is well known, kindly taking time from his morning schedule (which included a meeting with the Governor) to visit with us about the role the Logosol PH260 played in furnishing his office, as well as the rest of the building.

### **Built with volunteer prison labor**

When the new sheriff's office was proposed two years ago, there were the usual questions of how to keep expenses to a minimum. The one thing not in short supply was labor. Other than the concrete, brick work, and sheet rock finishing, the entire office building-including the electrical, plumbing and heating & air conditioning-was built with



*Sheriff Greg Waggoner (left) and project supervisor Steve Whittle (right) take a break while they discuss the furnishings of the office building.*

volunteer prison labor. The inmates are generally glad to get out for a while, says Sheriff Waggoner. "The only problem was finding the ones who wanted to work."

"We wanted the office to look nice, but we knew we couldn't go out and buy all of the materials. For example, the cost of the trim and cabinets would have been about \$37,000. So we decided to buy a four-head planer molder." Steve Whittle, who supervised the project, recalls "We had the inmate labor and access to oak, so we decided we could save a lot of money if we bought a planer/ molder. I got on the internet and searched for machines. I found a company called Logosol located in Madison [Mississippi], so I went up to look at it. They gave a demonstration, and we bought one."



*Steve Whittle supervised the inmates who volunteered to cut and install the trim in the sheriff's office. According to Steve, the PH260 was easy to learn to use, and was a central part of teaching the inmates skills that they could use when they left prison.*



*This book case and media center show off the quality of the trim and the attention to detail that Steve and his crew put into the office.*



*The woodwork at the Leake county sheriff's office is as functional as it is elegant.*

Over the next eight months, Steve and his group of volunteers produced and installed trim and moldings for the office. Not satisfied to stop with that, they built the cabinets, book shelves, tables, shelving to hold evidence, and even a built-in wash basin for the Sheriff's office.


#### **Covered the old desk with oak**

The desk in the office was absolutely beautiful. "They took an old surplus desk, and covered it with oak," the Sheriff explained. "This [workmanship quality] was a lot more than what I expected. You could call Steve a perfectionist. The crown molding in my office looked fine to me, but the next morning, Steve had taken it all down and was having the inmates re-install it." "It wasn't sitting against the sheet rock just right," recalled Steve.

This attention to detail paid off in more ways than one. "We had a lot of good inmate labor," says Steve. "By the time we were finished, they had a lot of pride in their work."

He continued, "A lot of these are good guys that just didn't get raised to stay out of trouble. They get out here and get some good supervision. I've gotten calls from several after they got out to tell me that they've gotten jobs installing trim."

It is obvious that Steve takes pride in more than just the woodwork. With the job finished, the machine is idle, for now. Soon, they hope to use some of the inmates to teach others how to run it, and continue to use it to teach a useful trade. \*



*"I bought the briquette press to be able to handle all the shavings from the planer in a rational way," Lennart Eriksson says.*

# Compressed Planer Shavings Save Space and Creates Income

When a small planer shop receives a big order it meets with a great problem. What should you do with all the planer shavings? Lennart Eriksson solved this problem with a briquette press. The compressed shavings became easier to handle and in addition he got a product he could sell.

**By Janne Näsström**  
**Translation: Anna Olsgren Byström**

Lennart Eriksson lives outside Mellerud in Sweden. He is an instrument technician at a paper mill. A couple of years ago, he bought a Logosol PH260. His aim was to develop his own business, and his partner Annette Lundgren shared the same vision.

"Annette is a hand crafter and she was thinking of starting a shop together with a friend," Lennart says.

## **Big order from DIY store**

The couple bought a small farm, just outside the town, for both their businesses. The old barn became Lennart's Wood & Planer Shop, and in the dwelling house Annette opened the handicraft shop.

Just over a year ago, Lennart received a big order from a small DIY store. It was an order for so much four-sided planing, that it was equivalent to a half-time job. Lennart resigned from his job at the paper mill, and started to plane. Everything went according to plan, with the exception of all the planer shavings. He could dispose of it as stall bedding to local farmers, but handling it was time-consuming.

Lennart is of the type who sees opportunities where others see problems. He bought a briquette press and installed it above the

planer. The shavings are transported direct from the planer to a chip duct on top of the press. The finished briquettes end up in large sacks and are then delivered to be used as solid fuel.

"The volume is reduced and the briquettes are in demand," says Lennart, who himself uses direct-acting electric heating at home. "But I have installed a stove that takes briquettes."

## **Planing for sawmills**

The contract with the DIY store was time limited, and when it expired Lennart chose to return to the paper mill, where he now works in five shifts as an instrument technician. This is an occupational group that installs and maintains measuring and regulating systems, something that suits a clever person like Lennart. In his time off, he works at the planer shop, producing customized mouldings to customers, and planing on subcontract for small, local sawmills.

"In the long run, the goal is that Annette and I can move out to the farm and earn our living from our businesses," says Lennart, who has several other ideas about developing the business.\*



*Lennart had no previous experience of planing when he bought his Logosol PH260. Two years later, he is a skilled pro.*



*"Our goal is to move to the farm and work here," says Lennart, who in the meantime works at a paper mill and runs his business on part-time basis.*



*Lennart Eriksson started his Wood & Planer Shop with the Logosol PH260.*



*Torgny Jansson; inventor, CEO, and owner of the company.*



*Håkan Persson, vice-president and marketing manager, is sharpening a planer knife.*

## Tormek - from small idea to big business!

One day in 1973, Torgny Jansson had a brainwave when he was turning a grindstone for his father Erik.

"There must be another way of doing this," thought Jansson, who had an interest in carpentry. With his technical expertise as a fabricator at SSAB in Strassa, Sweden, he was just the man to find another way.

Today, he is the owner and CEO of Tormek AB in Lindesberg, world-leading in the field of water-cooled grinding. Tormek sells its machines to retailers in the whole of Europe, America, South Africa, Australia and Canada. In Sweden, the machines are sold by Logosol, amongst others.

"Every one who has learned to appreciate and understand the importance of having sharp tools is our customer," says Håkan Persson, vice-president and marketing manager.

The first water-cooled grinding machine that Torgny Jansson designed, was run by an electric drill. It was a success, and Luna, the biggest tool wholesaler in Sweden, bought 100 grinders. The inventor and his father produced the grinders in their spare time, in their home in Storvik.

Since then, the product development has unceasingly continued. The breakthrough came with the universal support, which makes it possible to fit jigs to the machine and then sharpen different tools. Today, Tormek's jig system includes twelve jigs, enabling you to sharpen e.g. planer knives, moulding knives and other types of cutting tools, with a perfect result and full control. Through the cooperation with Mattias Byström at Logosol, the jig for moulding knives was designed. Now, the next generation of water-cooled grinding machines is on the market, Tormek T-7 with two patent pending solutions, which is a product of such quality that the company takes the risk of giving a seven-year warranty. Tormek, which develops the products, buys the components and markets the products, has 16 employees. The subcontractors are mainly Swedish companies.

"We are very experienced in the sharpening business," says Pontus Gyllby, responsible for the Nordic market. "Today, we offer a complete solution to sharpening, which includes a grinding machine, grinder jigs, accessories and knowledge.

Tormek holds its own in the competition. "This is due to the quality and continuous development of the products. Most of those who bought a water-cooled grinding machine from Tormek 20 years ago still use it today and supplement it with the latest innovations of jigs and accessories. It is our high-quality and well-functioning machines that make us the best," Håkan Persson states. \*

# Logosol PH260 Owner Cuts Trim and Flooring to Build a House and a Business

Steve Chapman came up through the ranks of loggers the old-fashioned way. As a teenager in the early 1970s, he bought a chain saw and an old truck and cut 4-foot bolts which he loaded by hand and hauled to a charcoal kiln—some of the hardest and lowest paying work a person can do. Through the years, he built up his business to include a logging truck, sawmill, dry kiln, planer, straight line rip saw— and a Logosol PH260 molder/planer.

**By David Boyt**

The woodworking equipment is housed in a metal building containing stacks of lumber that include almost every species of tree native to his southwest Missouri lumber business. Ever the salesman, Steve showed me some “quilted” walnut. “I didn’t even know it had quilted grain until we planed it down,” he told me. “I’ll be able to sell it for half again what I’d charge for clear, straight-grained walnut. Without planing the boards, Steve would have sold them for grade prices and someone else would have profited from the fancy grain.

Steve bought the PH260 when his son and daughter-in-law decided to build a house. “We priced having a mill cut the tongue and groove roofing and flooring, and decided that the planer/ molder would easily pay for itself,” he said “We figured we might make a little income from selling trim and flooring.” That “little income” has turned into such a large part of Steve and his son Ryan’s business, that work on the house has often been delayed because the machine was needed to fill orders. After three years, the house is still under construction. “Word of mouth, satisfied people is your best advertisement,” says Steve. “I must be satisfying a lot of people. I sell lumber all over the country. I’m going to start an internet store, and post pictures so I can sell on the web.”

On the Saturday of my visit, Steve and Ryan were “taking the day off” to cut flooring for Ryan’s house. “Everything goes through a straight-line rip saw, then is rough-planed to get consistent width and thickness,” Steve explained. “We rip to 3/8 inch wider than the final board, and 1/8” thicker.” Lacking three-phase electricity, Steve uses a rotary phase converter that he built himself out of a re-wired three-phase motor. The phase converter powers his PH260, as well as the 10 horse motor on the dust collector.



*Ryan and Easter remove flooring from the PH260 while Steve feeds in the next rough board. After installation, they will need only a light sanding before finishing.*

After starting the four cutterheads and feed rollers one at a time, Steve fed the first board through the machine. On the outfeed side of the machine, Steve’s wife, Easter, marked the top of the board, while Ryan removed the boards and stacked them on the fork lift. In a single pass, the red oak boards came out of the machine ready to put on the floor. “We’ve had customers who look at the quality of the flooring and assume that they don’t need to sand the floor before putting on the finish,” remarked Ryan. “We tell them that they still need to sand the boards to remove any small variations, and so the wood will take the finish properly.”

The morning’s work was interrupted when a customer stopped by to pick up an order. After he left, Steve opened up the top of the machine, blew out the loose shavings with compressed air, and gave his candid opinion of it. “I installed a [compressed air] blower on top to help get rid of chips.” While the high speed steel cutters worked well on pine, Steve found that they did not last long enough to suit him when cutting oak. “I called Logosol down in Mississippi, and they referred me to a carbide tool maker in New York, who made me a set of carbide tongue and groove knives. It was expensive, but it was absolutely worth it.” Steve has nothing but good things to say about the support he has received from Logosol during the two and a half years he has run the machine.

The machine itself has stood up well to the task of producing flooring and trim, with one exception. As Steve tells it, “I came in and found my hired help trying to force a thick

board through by beating on it with a two by six. He managed to break the drive shaft before I could stop him.” Rolling his eyes, he lamented “It’s getting hard to get good help around here!” In a couple of days, he had his replacement shaft and was back in business, though he now keeps a closer eye on his hired help.

Ryan and Michelle’s house is only about a half mile from the sawmill. The tongue and groove oak flooring throughout the 4,100 square foot house is one of many features that would be too expensive for most people, unless they produce it themselves. The exposed posts and beams show the results of the hundreds of hours of hours required for the mortise and tenon joints held together with wood pins. “Our first big job was making the tongue and groove decking for the roof,” recalls Ryan. “We used 1-1/4” yellow pine.” In addition to the roof decking and flooring, Ryan and Michelle are installing tongue and groove wall paneling.

Easter handles a lot of the business end of the operation. “We don’t even try to compete with the large retailers for flooring,” she explained. “Instead, we focus on specialty products, such as wide plank flooring.” “Our customers often comment on the high quality of our flooring. We also provide about 10% extra material on our orders to allow for trim. Try finding a retailer that will do that!” The philosophy of a quality product and good service with a little old-fashioned elbow grease is allowing the Chapman sawmill to prosper and grow. Now, if they could just find some good help... \*

# Anders is the New Record Holder

Logosol has held the world record for the longest plank for more than ten years. Double records, that is. But now the last record is beaten. In next year's edition of Guinness Book of World Records the record-holder's name is Anders Nykvist from Onsala in Sweden.

**By Janne Näsström**

**Translation: Anna Olsgren Byström**

It was Logosol that initiated the event 'longest plank' in 1995 at Elmia Wood Fair in Jönköping, Sweden. According to the rules, which have been approved by the record book, the plank must be of the dimensions 2x4" all along the plank. The part of the plank that does not come up to the mark is deducted. Logosol's first world record was a 34.1 m (112 ft) long plank. Two years later, it was time for another go when Logosol's US office in Mississippi was inaugurated. The earlier record was surpassed by more than one metre (3.3 ft), and up to now the world record has been 35.2 metres (115 ft).

Since then, no one has been able to break the record. At Logosol it has been speculated if anyone else would be able to succeed. The guess has been that a new record would be set in the US, where there are much taller trees than in Sweden and they have the helicopter lifts needed for lifting the giant log.

What no one expected was that a guy from Onsala in Sweden would break the record after having seen the first record plank hanging in one of Elmia Wood Fair's exhibition halls in Jönköping.

"When I saw the plank, I decided to beat the record," Anders Nykvist remembers.

He worked as a carpenter on the East Indiaman Gothenburg, and took part in making the floor timbers, which were sawn with the help of a Big Mill from Logosol.

"I knew how to do it, and a couple of years ago I bought a Logosol Sawmill," Anders says.

But one Logosol Sawmill is not enough for breaking any world record. And furthermore, you need a tree of extraordinary length. Anders works with felling trees in a residential area, and he knew of some really tall and straight spruces in Tulebo, south of Gothenburg.

"I contacted the land owner, who probably thought I was out of my mind. But he gave me his permission," Anders says.

Then, he put an ad in the local paper announcing that he wished to get in touch with other Logosol Sawmill owners who were interested in lending him their sawmills to take part in breaking the world record. The newspaper thought the idea was so funny that he was allowed to insert the ad for free. Some twenty Logosol Sawmill owners announced their interest.

When everything was pieced together, Anders contacted the record book, and they were interested in sending out a controller. The intention was that the preparations for the sawing should be made in good time, but when the controller phoned at the beginning of May in 2007, Anders had to skip that plan.

"It was a Friday, and he asked what I had planned to do the day after. He was in Gothenburg and thought that it was about time to saw the world's longest plank," Anders says.

He accepted the challenge, and the same evening he went out to fell the record spruce. The sawmill owners were contacted again, and at six o'clock in the morning, on Saturday the 12th of December, there



*With the help of five other sawmill owners and a total of ten Logosol Sawmills, Anders Nykvist succeeded in breaking Logosol's world record in the event 'the world's longest plank'. The new record is 38.9 metres (127.6 ft).*



*The record was broken sooner than planned. Due to that, this is one of the few photos that show the event. The press of the world did not make it in time.*

were ten Logosol Sawmills and five sawmill owners at the site in Tulebo. Anders had prepared himself by cutting new aluminium profiles into lengths, which were then used for rebuilding the sawmills. He removed the lifting devices from the sawmills and joined the guide rails together. What was left was a 50 metres (164 ft) long guide rail, which was placed on the road, and then adjusted straight with the help of a string.

The tree was lopped and lugged out in the road with the help of a tractor and an excavator. It was placed on a number of garage jacks beside the guide rail. The preparations took four hours, and ten o'clock in the morning the sawing of the first slab began. The cut was taken deeply in the log so that the first board would come in the centre.

"We cut the slab in one metre (3 ft) long pieces to be able to lift it away," Anders explains.

In the next stage, the log was lifted up with the garage jacks, and a four inch beam was cut out. The beam was then turned over, resting on the part of the log that was still lying on the garage jacks. After this another slab was cut from this beam, and finally it was time to cut the record plank.

"I wore out two chains before everything was finished towards evening. Since we had dragged the log on the ground, the bark was full of sand and dirt," Anders says.

The plank was well over 39 metres (128 ft), but on the last part of it the measurement was not correct. The accepted part of the plank measured 38.9 metres (127.6 ft), which will be the new world record that Guinness book of records presents in the edition of 2008. And the record holder is Anders Nykvist.\*

# Sharpens the Chain Perfectly and Completely Automatically

Every sawyer dreams of a chain that is always sharp. Logosol's sharpening robot is as close to that as you can get. It is an automatic sharpening machine that does the job while you are doing something else.

Within large-scale forestry they have automatic sharpening machines to sharpen the chains of the harvesters.

These are well-functioning machines that ensure that the chains become sharper than new ones. But the price has not been reasonable for the self-employed forest owner and small-scale sawyers.

Logosol's sharpening robot is based on the same technique as the professional sharpening machines, and is developed in cooperation with Markusson Development, whose large sharpening machine is used in the forestry business.

The price is considerably lower than the prices of professional machines, but the result is just as good.

"Without having any scientific evidence, we think that the edges of the saw teeth feel sharper than on a new chain, and you also notice this when you are sawing," says Mattias Byström, in charge of product design and development at Logosol.

## For cross cutting and rip sawing

The chain sharpening robot automatically sharpens the most common types of chains, such as 1.3 picco, 1.6 3/8", and 0.325 chains. Both tooth angle and cutting angle are adjustable, so that you can sharpen both cross cutting and rip sawing chains.

"It takes half a minute to set and start the sharpening machine. After this, it automatically sharpens ten teeth per minute," Mattias says.

The difference, when compared to professional machines, is that the sharpening head does not automatically reset itself. Instead you have to turn the sharpening head manually when one side of the chain is



sharpened. This little extra work has made it possible to reduce the price substantially.

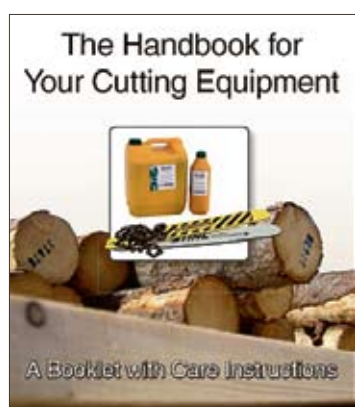
## Sharpen in the forest

The sharpening machine is run by 12 V direct current. The power from a small car battery is enough to sharpen several hundred chains.

Bring it with you out in the forest and let the machine work while you continue cutting trees. Place it by the sawmill, and let the green robot sharpen while you are sawing. At home, you use a 12 V adaptor, e.g. a car battery charger of the type that is available at a low price in stores selling car accessories.

"We have waited a long time for this. The convenience factor is just as high as when it comes to the Logosol Sawmill's automatic feeding," says Mattias.

The sharpening robot is not only convenient; it also sharpens with higher precision than most people can manage to do by hand. This means that it becomes easier to saw with better results. With an automatic sharpening machine, you can also help neighbours and friends with chain sharpening. You do not, however, have to tell them how you do it. Sharpening a chain manually as perfectly as Logosol's sharpening robot does, is a great art... \*



## Handbook for Your Cutting Equipment!

You can find this booklet with care instructions on our website [www.logosol.com](http://www.logosol.com) as a pdf. We hope you find these tips useful and wish you all the best with your wood processing!

**BUYING EQUIPMENT?**  
**GREAT FINANCING MAKES IT HAPPEN!**  
**100%** Financing on New & Used Equipment!  
Deferred, Seasonal Payment Plans,  
Start up Business Financing  
You Get It All - Including GREAT RATES with  
**THRESHOLD FINANCIAL 888-280-9900**  
[info@thresholdfinancial.net](mailto:info@thresholdfinancial.net) [www.thresholdfinancial.net](http://www.thresholdfinancial.net) \*min. credit required

Please Note: (Disclaimer) This is a 3rd party financing opportunity through Threshold Financial. All questions or applications concerning this financial opportunity shall be directed to Threshold Financing, Mr. Jack Winsten. Logosol, Inc. is not part of, and not responsible, for any potential agreement or terms between you as a customer and Threshold Financial.

Offers & new Products

News & exciting reading

Product of the Month!

## LOGOSOL e-newsletter!

Subscribe now and receive offers, monthly news, sawmilling and moulding tips and more.  
[www.logosol.com](http://www.logosol.com)

*At Logosol we provide craftsmen the freedom to create their dream projects – or to start a business and become their own boss!*

# LOGOSOL

LOGOSOL, Inc.  
116 Solleftea Drive  
US-Madison  
MS 39110  
USA

Toll FREE: 1-877-LOGOSOL  
Phone: 1-601 856 1889  
Fax: 1-601 856 9535  
Email: [info@logosol.com](mailto:info@logosol.com)  
Internet: [www.logosol.com](http://www.logosol.com)

[www.logosol.com](http://www.logosol.com)