

LOGOSOL'S HARD-TESTED AND ULTIMATE

BANDSAW BLADE

Install professional blades in your bandsaw and notice the difference! After extensive testing and 30 years' experience in sawing timber, we have selected three different bandsaw blades. They are all optimized for highly productive sawing of different types of wood and have different properties to suit our customers' varying needs. The right saw blade provides for a fantastic sawing experience. We make choosing the right blade easy for you.



WHY YOU SHOULD BUY BANDSAW BLADES FROM US:

- ✓ **Specially designed for superior sawing:** Our bandsaw blades are carefully chosen with special teeth and strong, flexible material to provide the best sawing experience in your band sawmill.
 - ✓ **Simple sharpening:** We also offer high-quality band blade sharpeners for easy maintenance.
 - ✓ **High productivity and precision:** Selected for demanding sawing with high-standard results.
 - ✓ **Side-setting:** The saws are side-set with 100% monitoring on every tooth to ensure perfect alignment.
 - ✓ **Fast delivery:** Our bandsaw blades are in stock and we can deliver quickly.
 - ✓ **Warranty:** When you use Logosol saw blades, your sawmill's warranty becomes more comprehensive.
 - ✓ **Swedish quality:** Made by Bahco with over 130 years of experience in saw blades.
- In other words, when you choose Logosol bandsaw blades, you get products designed to exceed expectations and help your band sawmill achieve the best cutting results.
- Enjoy a fantastic sawing experience and perfect results with bandsaw blades selected by Logosol!

THE BANDSAW BLADES WE RECOMMEND ARE:

- ✓ **BAHCO Carbide Hard Metal Bandsaw Blades**
 - Highly productive carbide blades
- ✓ **BAHCO Sandcut Bimetal HSS**
 - More cutting hours before sharpening
- ✓ **BAHCO Sandcut Solid**
 - A great bandsaw blade for a really good price



BAHCO CARBIDE HARD METAL - HIGHLY PRODUCTIVE, NO SHARPENING

A professional blade for the highest standards, perfect wood production and minimal care. This saw blade has carbide steel in the teeth and stays sharp for a very long while. The blade never needs sharpening, which means more rewarding time spent sawing your own timber! Thanks to the blade's shape, your sawmill enjoys even smoother cutting and a truly top-class experience. A very popular bandsaw blade that enjoys praise from us and customers worldwide. You get perfect results time and time again. Once customers use these blades, they go on buying them.


- ✓ **Specially designed for superior sawing:** Our bandsaw blades are carefully chosen with special teeth and strong, flexible material to provide the best sawing experience in your band sawmill.
- ✓ **Operating time: Extra long operating time, around 40-80 hours.** An operating hour refers to the time the blade actually spends sawing. A saw speed of e.g. 0.1 m/sec equates to 360 running metres per operating hour. Thus a blade that lasts for 60 operating hours will cut around 20,000 running metres during this time. This meets several years' requirements for most people. By way of comparison, this is enough weatherboarding for 10 standard detached homes.
- ✓ **Care: Minimal care.** The blade needs no sharpening as it can go on cutting long enough to earn the cost of multiple cheaper blades. And because no sharpening is needed, there are no costs for sharpening equipment.
- ✓ **Capacity:** Easily handles all types of wood, from softwood to hardwood like oak and teak. Works equally as well in winter and summer.
- ✓ **Characteristics:** Very hard, heat-resistant carbide tips. Extremely durable blade backs, highly resistant to fatigue and twisting.
- ✓ **Important:** Do not remove the guard until the blade is installed in the bandsaw.
- ✓ **Care: Minimal care.** The blade needs no sharpening as it can go on cutting long enough to earn the cost of

Most of our customers prefer to replace carbide blades with new ones when blades reach the end of their lives. The back edge of the blade has around the same lifetime as tooth sharpness during normal cutting. If you are

still considering sharpening blades, you will need more advanced equipment that is not available from Logosol. This blade is not side-set; the teeth are slightly wider than the blade instead.

TECHNICAL DATA:

Sawblade thickness	1.1 mm
Saw track	1.78
Cutting angle	12/20
Saw blade quality	Bahco Carbide Hard Metal
Saw blade for	All Logosol band sawmills
Saw blade breadth	34 mm



BAHCO SANDCUT BIMETAL HSS - MORE CUTTING HOURS BEFORE SHARPENING

An excellent bandsaw blade for people who like to saw a lot and sharpen little. For a fantastic sewing experience and perfect results!

- ✓ **Operating time:** Extra long operating time, around 2–4 hours. Lasts about ten times as long as a Sandcut Bimetal HSS. An operating hour refers to the time the blade actually spends sawing. A saw speed of e.g. 0.1 m/sec equates to 360 running metres per operating hour. Thus a blade that lasts for four operating hours will cut around 1400 running metres during this time.
- ✓ **Sharpening:** May be sharpened. If you remove 0.1 mm material each time, you can sharpen the belt up to 10 times.
See the Logosol Automatic band blade sharpener here:
- ✓ **Capacity:** Easily handles all types of wood, from softwood to hardwood. Works equally as well in winter and summer.
- ✓ **Characteristics:** HSS in the tooth tip for longer life. This is especially noticeable when sawing hardwoods. Durable back-edge material, highly resistant to wear and torsional forces. Bimetal technology provides harder teeth than the equivalent in carbon steel. Special tooth shape design for maximum cutting performance.
- ✓ **Important:** Do not remove the guard until the blade is installed in the bandsaw.




logosol.com/se/bandslip

No tooth side-setting necessary during blade lifetime.

TECHNICAL DATA:

Sawblade thickness	1.1 mm
Saw track	2.16
Cutting angle	10/30
Saw blade quality	Bahco Sandcut Bimetal HSS
Saw blade for	All Logosol band sawmills
Saw blade breadth	34 mm



BAHCO SANDCUT SOLID – A GREAT BANDSAW BLADE AT A REALLY GOOD PRICE

Our cheapest bandsaw blade still has fabulous quality. In fact, many people would call it a premium blade. We recommend it for cutting small quantities of wood. You can expect to sharpen it more often than an HSS blade. Many customers choose this blade when they need to cut wood that may have nails in it, as it is easy to sharpen and should it break, the replacement cost is low.


- ✓ **Operating time:** Economical bandsaw blade if you are prepared to sharpen a little more often, around every 1-2 operating hours. An operating hour refers to the time the blade actually spends sawing. A saw speed of e.g. 0.1 m/sec equates to 360 running metres per operating hour. Thus a blade that lasts for two operating hours will cut around 700 running metres during this time.
 - ✓ **Sharpening:** May be sharpened. If you remove 0.1 mm material each time, you can sharpen the belt around 10 times. Although the blade can be sharpened up to 10 times, we recommend sharpening the blade 3-5 times before replacing it for best results. See Logosol's automatic band blade sharpener [here](#):
 - ✓ **Capacity:** Easily handles all types of wood, from softwood to hardwood. Works equally as well in winter and summer.
 - ✓ **Characteristics:** Hardened spring steel blades provide an excellent performance-to-cost ratio. Very high resistance to wear and torsional forces. Specially designed tooth shape for maximum performance.
 - ✓ **Important:** Do not remove the guard until the blade is installed in the bandsaw.
- No tooth side-setting necessary during blade lifetime.



logosol.com/se/bandslip

TECHNICAL DATA:

Sawblade thickness	1.1 mm
Saw track	2.16
Cutting angle	10/30
Saw blade quality	Bahco Sandcut Solid
Saw blade for	All Logosol band sawmills
Saw blade breadth	33 mm





WHAT WE CONSIDER WHEN CHOOSING BANDSAW BLADES:

There are many external factors that come into play, but this is what Logosol considers when choosing bandsaw blades for itself:

When we use BAHCO Carbide Hard metal we can saw around 200 logs before it's time to sharpen. This equates to 20,000 running metres. If we make an average of 20 saw cuts per 5 m logs, the total will be 4000 saw cuts. We have customers who have sawn up to 400 logs with the same carbide blade. We don't have to worry about sharpening and we enjoy 100% effective cutting time. And you won't have to buy equipment for sharpening and side-setting. We usually choose this blade as we want to cut as much as possible and enjoy a perfect sawing experience and results.

When we use BAHCO Sandcut Bimetal HSS we can saw around 14 logs before it's time to sharpen. This equates to 1400 running metres. If we make an average of 20 saw cuts per 5 m logs, the total will be 280 saw cuts. Some customers scrap these blades without sharpening them,

which costs about the same as investing in a BAHCO Carbide Hard metal blade for the same cut volume. One advantage of buying HSS blades is that when damaged they are easy to sharpen, and if one breaks it involves lower costs compared to a carbide blade.

When we use BAHCO Sandcut Solid we can saw around 7 logs before it's time to sharpen. This equates to 700 running metres. If we make an average of 20 saw cuts per 5 m logs, the total will be 140 saw cuts. We choose this blade for smaller quantities of wood and we make sure we sharpen it often. This is also a wise choice when we know there are nails in the wood or when the wood is sandy or similar. It's a smart way to conserve the more exclusive blades.

One alternative when cutting wood containing nails is to use a blade that has been sharpened multiple times, as any damage is not as costly if the blade has already done a lot of work.

SMART TIPS AND HACKS FOR BANDSAW BLADES!

Tips from Göran Arnesson, senior bandsaw specialist at Bahco

- ✓ You need to twist the saw blade the other way around for it to fit the Logosol band sawmill.
- ✓ Make sure the saw teeth are facing in the right direction before starting the saw.
- ✓ Make sure the blade is highly tensioned. Follow the instructions for the bandsaw and tension it correctly.
- ✓ The saw blade can be stored in a "loop" for many years without damage.

How to preserve sharpness

- ✓ Keep the guard on the blade until the blade is installed in the bandsaw. Never let the toothed side of the blade come into contact with the ground or other hard materials.
- ✓ Cool with water when sawing.
- ✓ Adjust feed pressure to make sure the blade never touches the rear blade guide.
- ✓ Release blade tension when the bandsaw is not in use for periods longer than one hour.
- ✓ When not in use, lubricate blades with universal oil.

SMART ACCESSORIES:

LOGOSOL GRINDLUX, AUTOMATIC BAND BLADE SHARPENER

The Logosol Grindlux band blade sharpening robot grinds bandsaw blades fully automatically. A feeder arm moves the belt and a clamp attached to the belt shuts off the machine once one full turn has been sharpened. Tooth angle, tooth depth and cut are adjustable.

SKU 9999-000-1505



BLADE TENSION GAUGE

Keep your eye on the tension. Quick and simple measurement when tensioning bandsaw blades.

SKU 8030-001-0059



SPRAY, UNIVERSAL OIL

For cleaning and rust protection for all metals, and for humidity protection in electrical systems. Use on saw blades, cutting steel, cast iron tables for planers and other unprotected parts for storage.

SKU 9999-000-5105



 LOGOSOL

