LOGOSOL

MONTERINGSANVISNING

Art.nr. 0458-395-0418

REV: 2

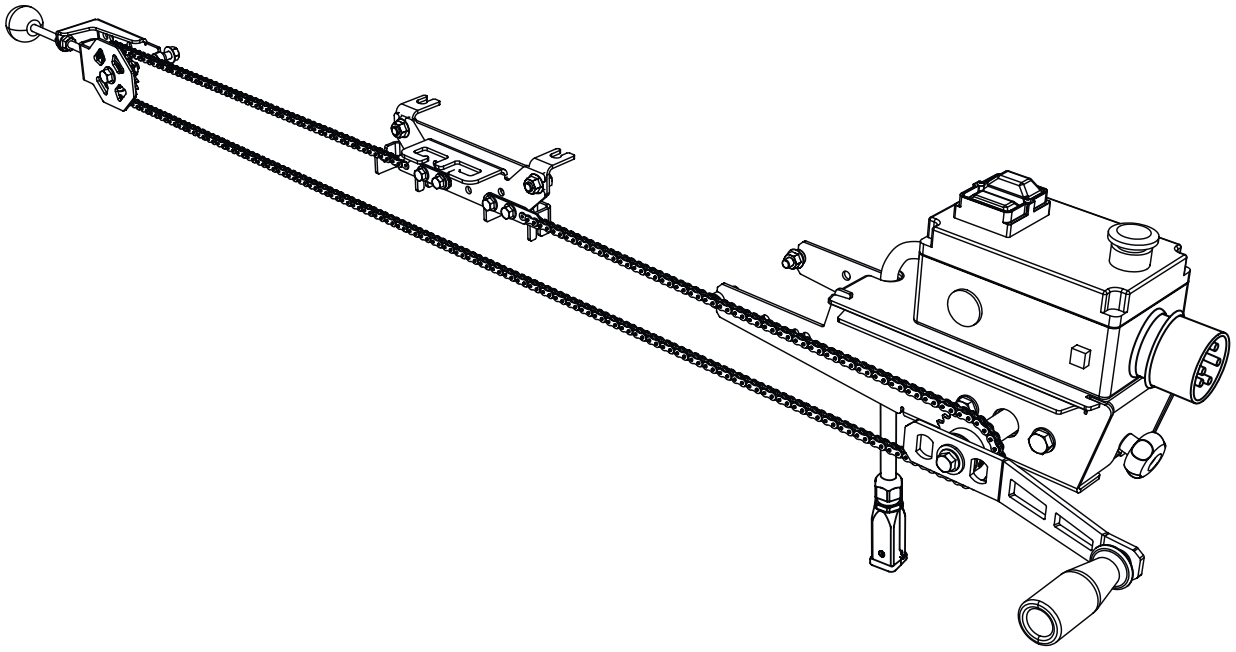

MANUELL FJERNMATING

FOR ELSAG

NO

LOGOSOL

01-00696 BESTANDDELER

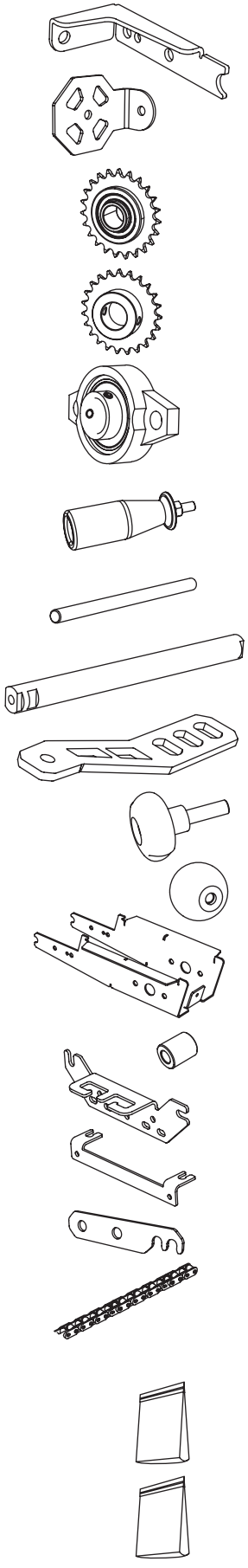

1 x	03-02832
1 x	03-03156
1 x	04-00561
1 x	03-03158
2 x	04-00409
1 x	DS-00169
1 x	03-03239
1 x	03-02819
1 x	03-02813
1 x	04-00407
1 x	DK-00110
1 x	03-02811
1 x	03-03159
1 x	03-02797
1 x	03-02796
4 x	03-03157
1 x	01-00697, 4 m
1 x	04-00764
1 x	01-00696-skp
1 x	01-00777-skp

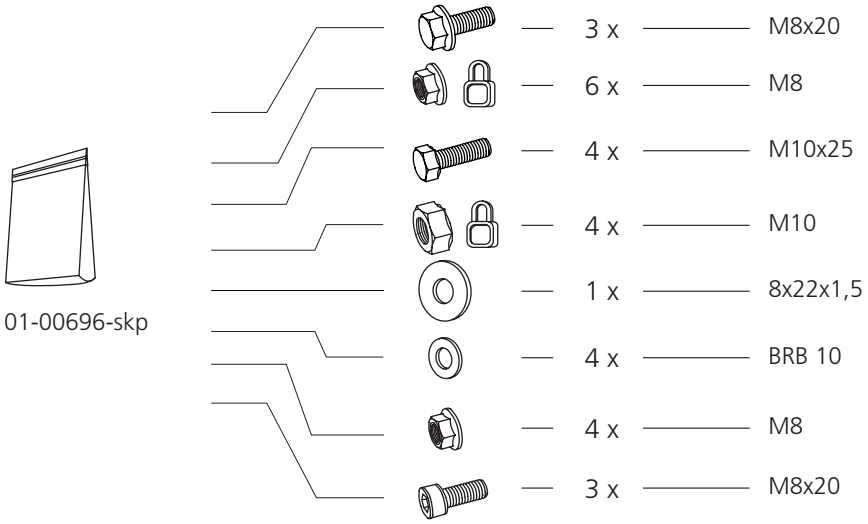
01-00696-skp
3 x
M8x20
6 x
M8
4 x
M10x25
4 x
M10
1 x
8x22x1,5
4 x
BRB 10
4 x
M8
3 x
M8x20

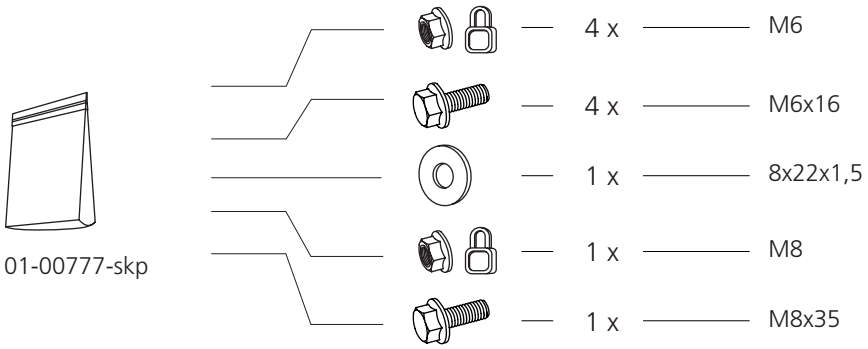
01-00777-skp
4 x
M6
4 x
M6x16
1 x
8x22x1,5
1 x
M8
1 x
M8x35

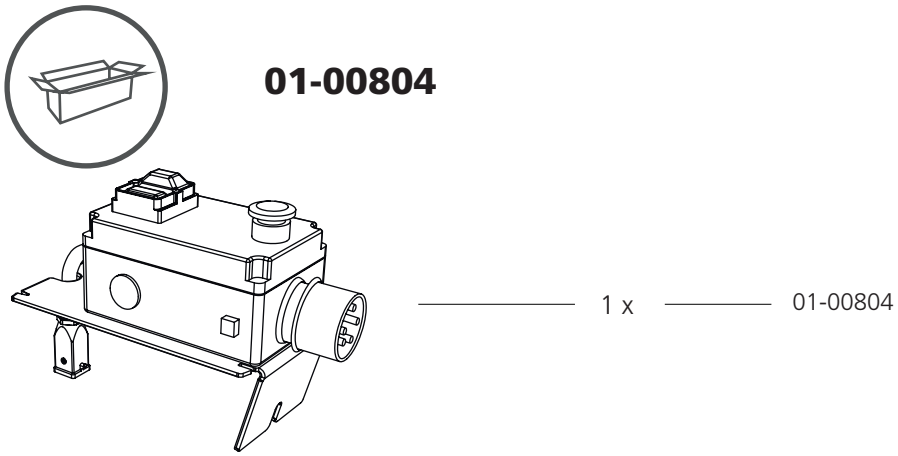
01-00804
1 x
01-00804

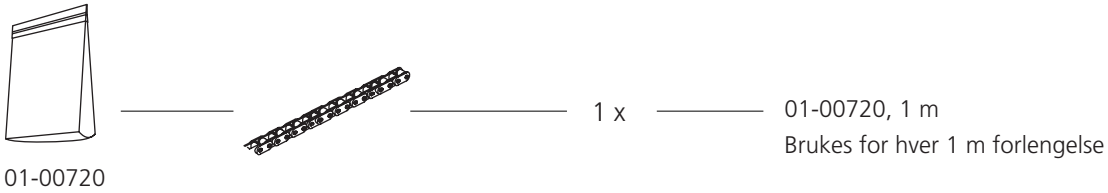
01-00720
1 x
01-00720, 1 m
Brukes for hver 1 m forlengelse

LOGOSOL

01-00696

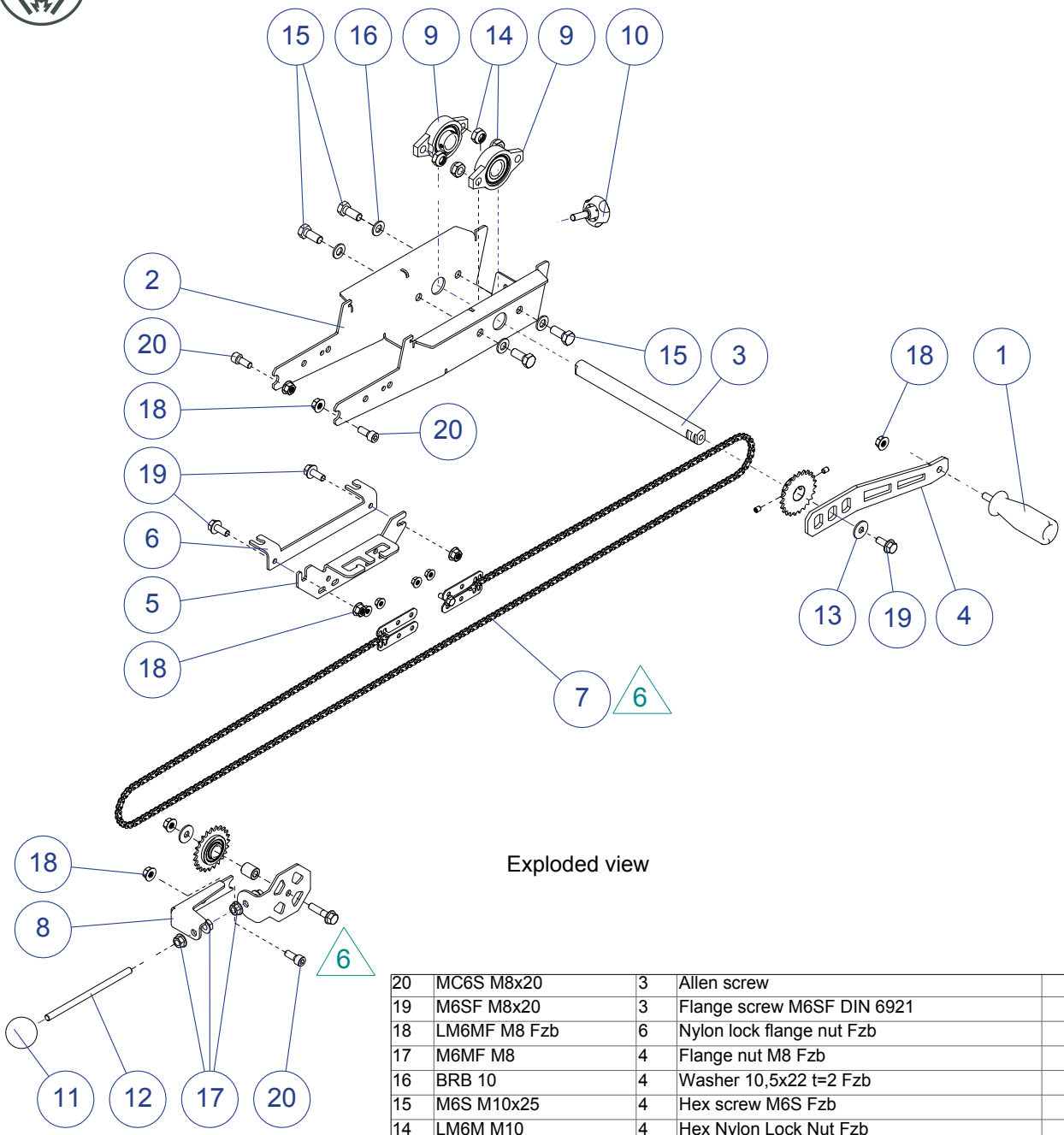

Exploded view

Item no.	Art.no.	Qty.	Description	Issue
20	MC6S M8x20	3	Allen screw	
19	M6SF M8x20	3	Flange screw M6SF DIN 6921	
18	LM6MF M8 Fzb	6	Nylon lock flange nut Fzb	
17	M6MF M8	4	Flange nut M8 Fzb	
16	BRB 10	4	Washer 10,5x22 t=2 Fzb	
15	M6S M10x25	4	Hex screw M6S Fzb	
14	LM6M M10	4	Hex Nylon Lock Nut Fzb	
13	ISO 4759/3	1	Washer NB 8x22x1,5	
12	03-03239	1	Threaded rod M8x150 8.8 fzb	1
11	DK-00110	1	Endcap WN319 G32-M8	1
10	04-00407	1	Knob M8x25	1
9	04-00409	2	Flanged bearing Ø20 KFL004	1
8	03-02832	1	Turn wheel bracket	1
7	01-00777	1	Manual feed chain kit	4
6	03-02796	1	Bracket	2
5	03-02797	1	Cable & Wire mount	1
4	03-02813	1	Crank handle	1
3	03-02819	1	Crankshaft	1
2	03-02811	1	Chassis	1
1	DS-00169	1	Handle w.out end cap	2

01-00777

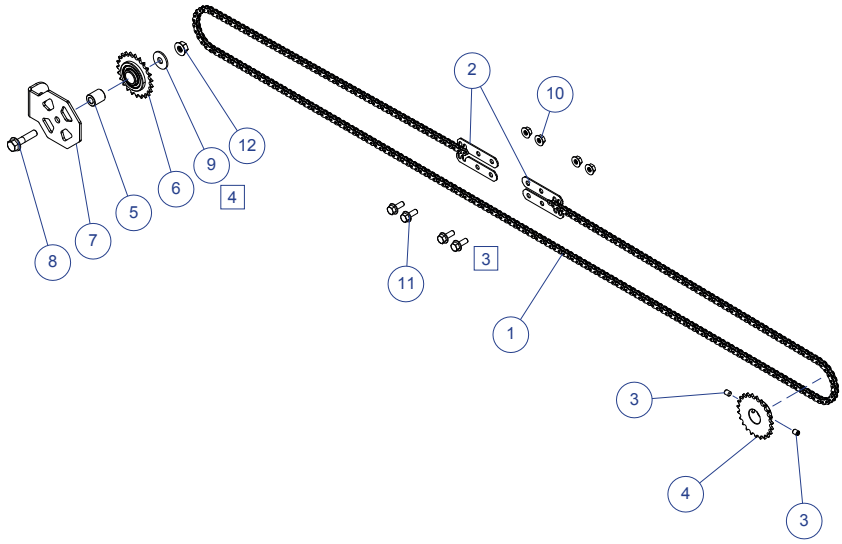

12	LM6MF M8 Fzb	1	Nylon lock flange nut Fzb	
11	M6SF M6x16	4	Flänsskruv M6SF DIN 6921	
10	LM6MF M6	4	Nylon lock flange nut Fzb	
9	ISO 4759/3	1	Washer NB 8x22x1,5	
8	M6SF M8x35	1	Flange screw M6SF DIN 6921	
7	03-03156	1	Turn wheel plate	1
6	04-00561	1	05B-1 Z=23 Tension sprocket	1
5	03-03159	1	Spacer D=15,8x8,1 L=18,5	1
4	03-03158	1	Sprocket 05B-1 z=23 d=20 L=14	1
3	P6SS M6x8	2	Pin screw	
2	03-03157	4	Chainholder	1
1	01-00697	1	Feed Chain (Manual)	1
Item no.	**Art.no.**	**Qty.**	**Description**	**Issue**

SKRUE/MUTTER

Definisjon av festeelementer på de neste sidene.

Passbolt

Krysskrue

Sporskrue

Låseskrue

Sekskantmutter

Flensmutter

Planskive

Unbrakoskrue

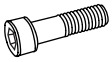
Unbrakoskrue (delgjenget)

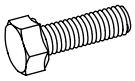
Sekskantskrue

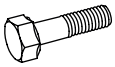
Sekskantskrue (delgjenget)

Flensskrue

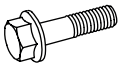
Flensskrue (delgjenget)

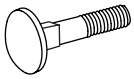
Vognbolt

TILLEGGSSYMBOLER

Følgende symboler brukes som et tillegg til bildene ovenfor for å beskrive utformingen av detaljene.

Lav

Tensilock

Lås

Forsenket

MÅL/LENGDE

Dimensjonene til festeelementene angis som et diametermål **(M)** ISO 68-1. For skruer følger deretter et lengdemål. Målet på skruen er den delen av skruen som forsvinner inn i materialet den monteres i.

(Diameter)		**(Lengde)**
M8	x	20

MONTERING

01-00696

1

1 x	8x22x1,5	
1 x	M8x35	
4 x	M8	
1 x	M8	
1 x	04-00561	
1 x	03-03159	

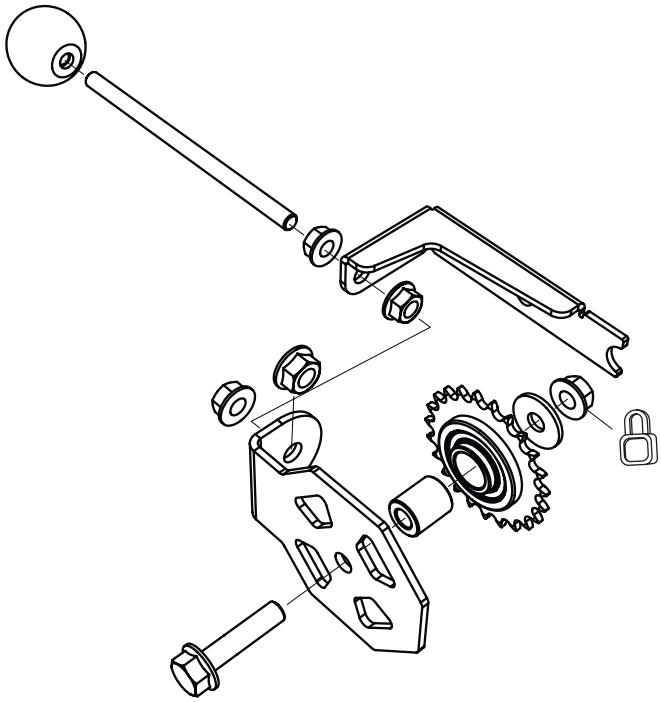

2

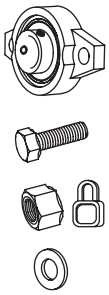

2 x	04-00409
4 x	M10x25
4 x	M10
4 x	M10

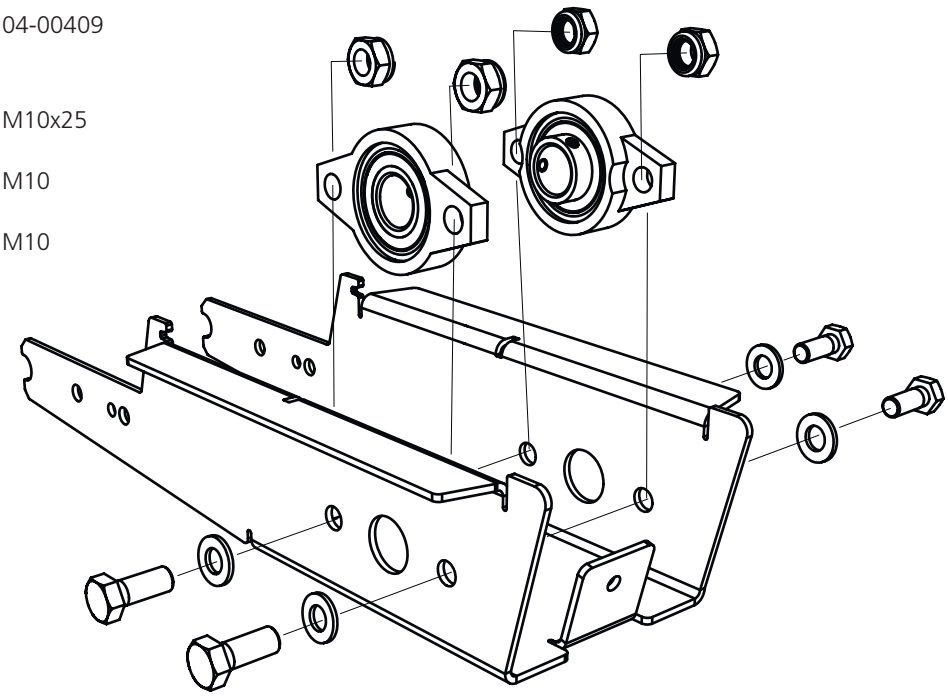

3 Montering av veivhåndtak

1 x	8x22x1,5
1 x	M8x20
1 x	M8
1 x	03-03158

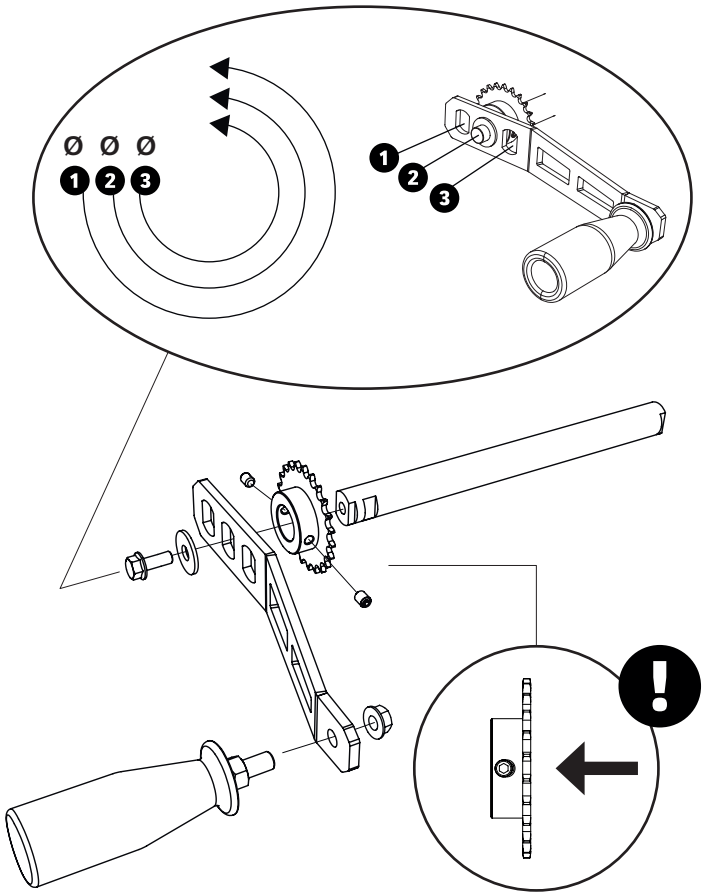

Veivhåndtaket kan monteres på
både høyre og venstre side.

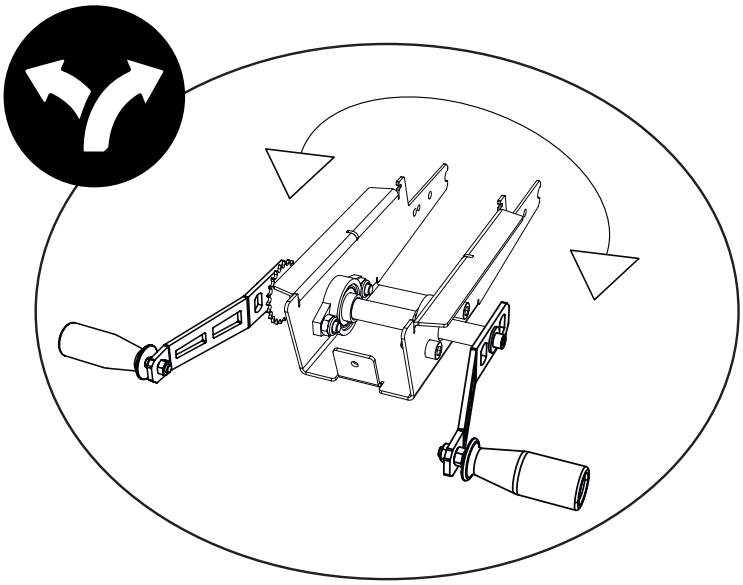

4

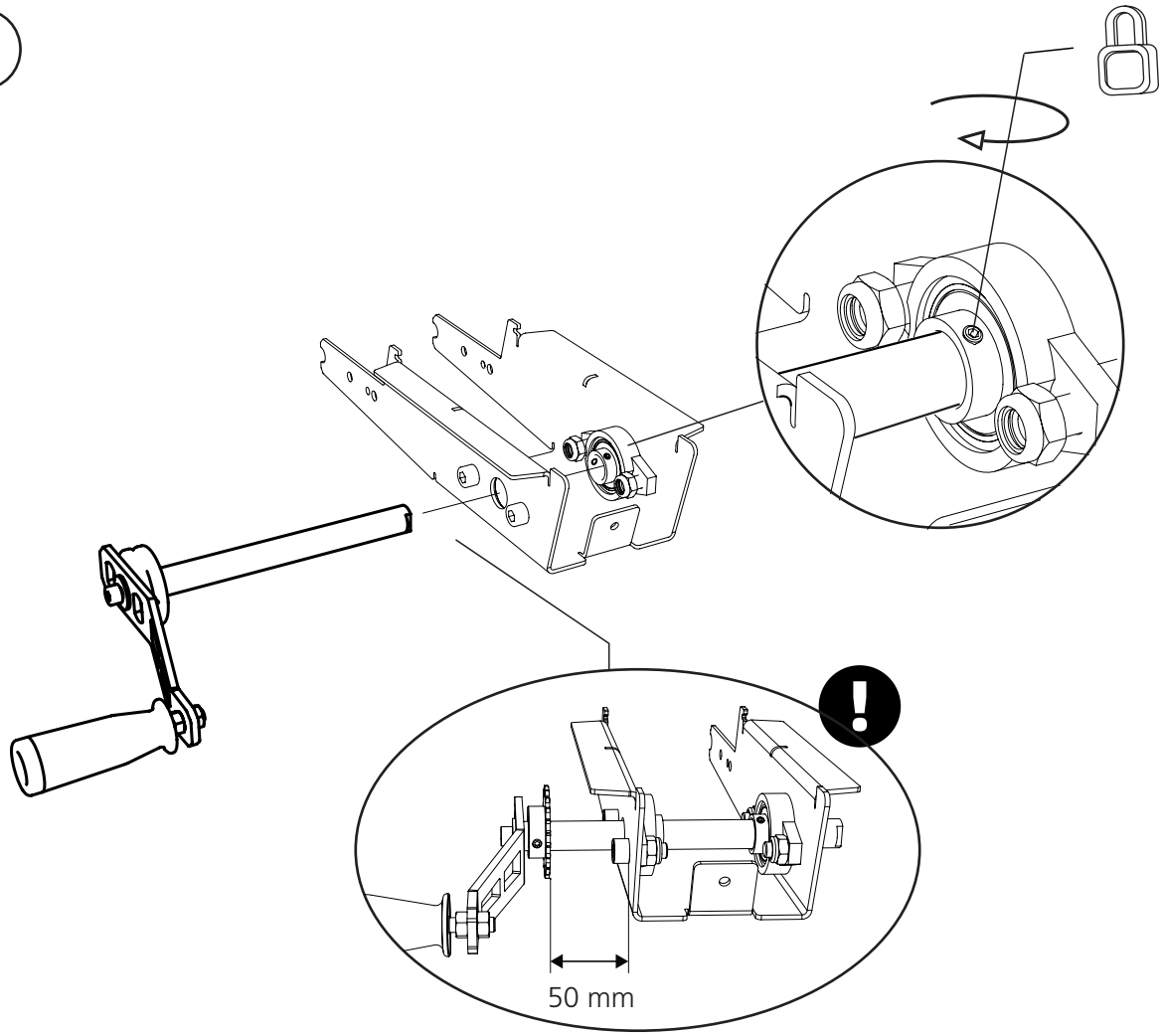

5

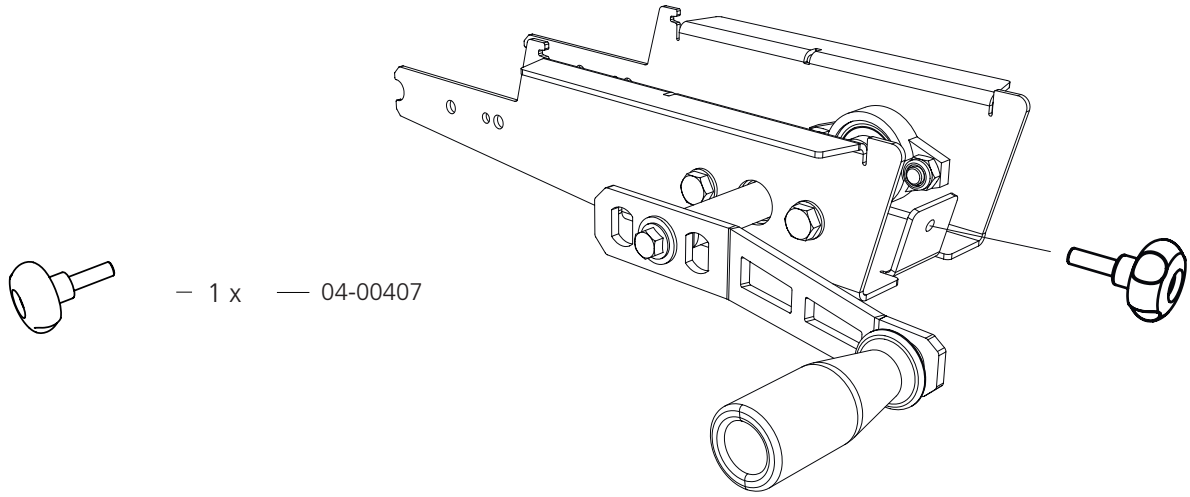

– 1 x — 04-00407

LOGOSOL

6

Monteringen utføres delvis med bjelkens eksisterende skrueforbindelse.

1 x — M8x20

1 x — M8

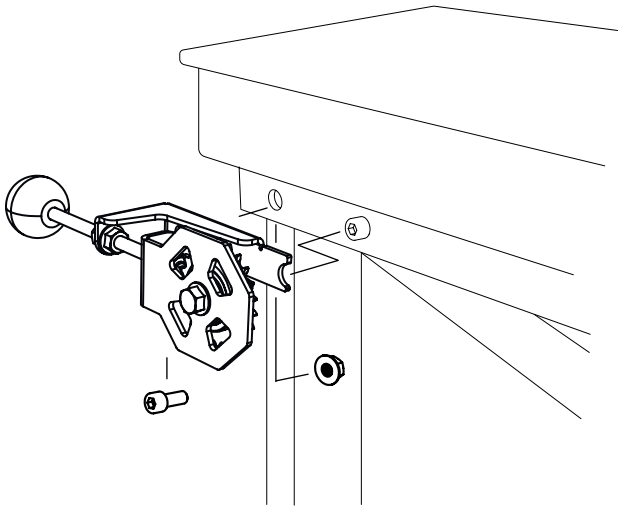

7

Monteringen utføres delvis med bjelkens eksisterende skrueforbindelse.

2 x — M8x20

2 x — M8

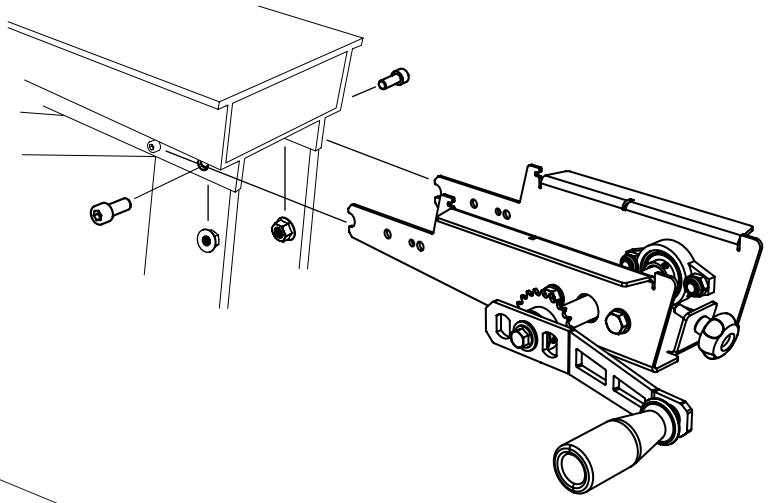

8

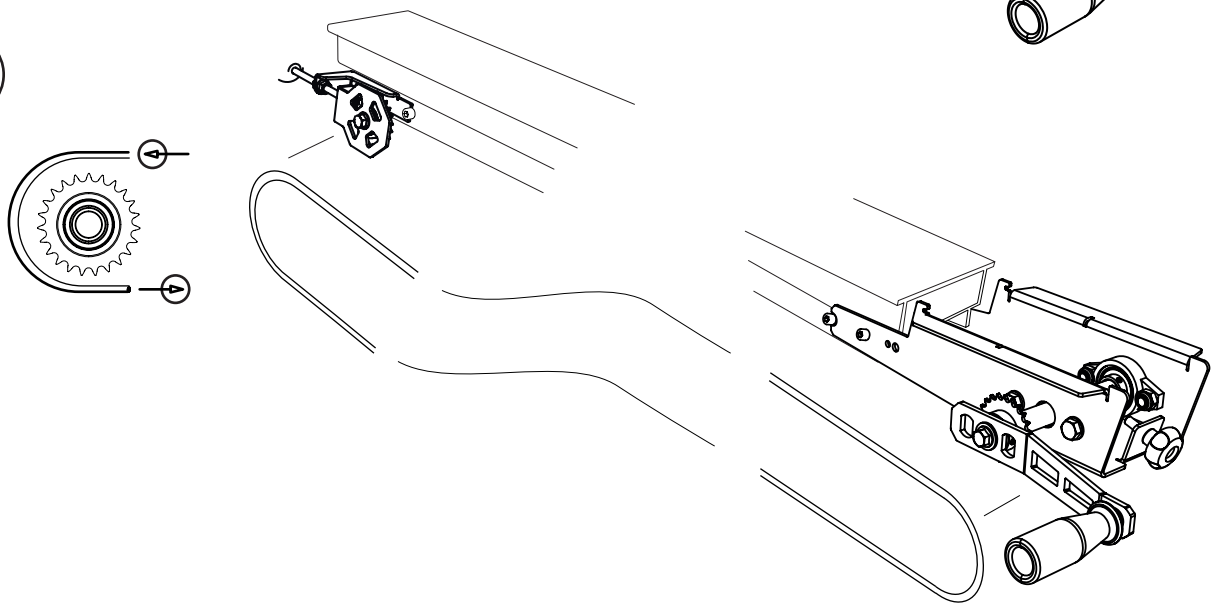

9

2 x M8x20

2 x M8

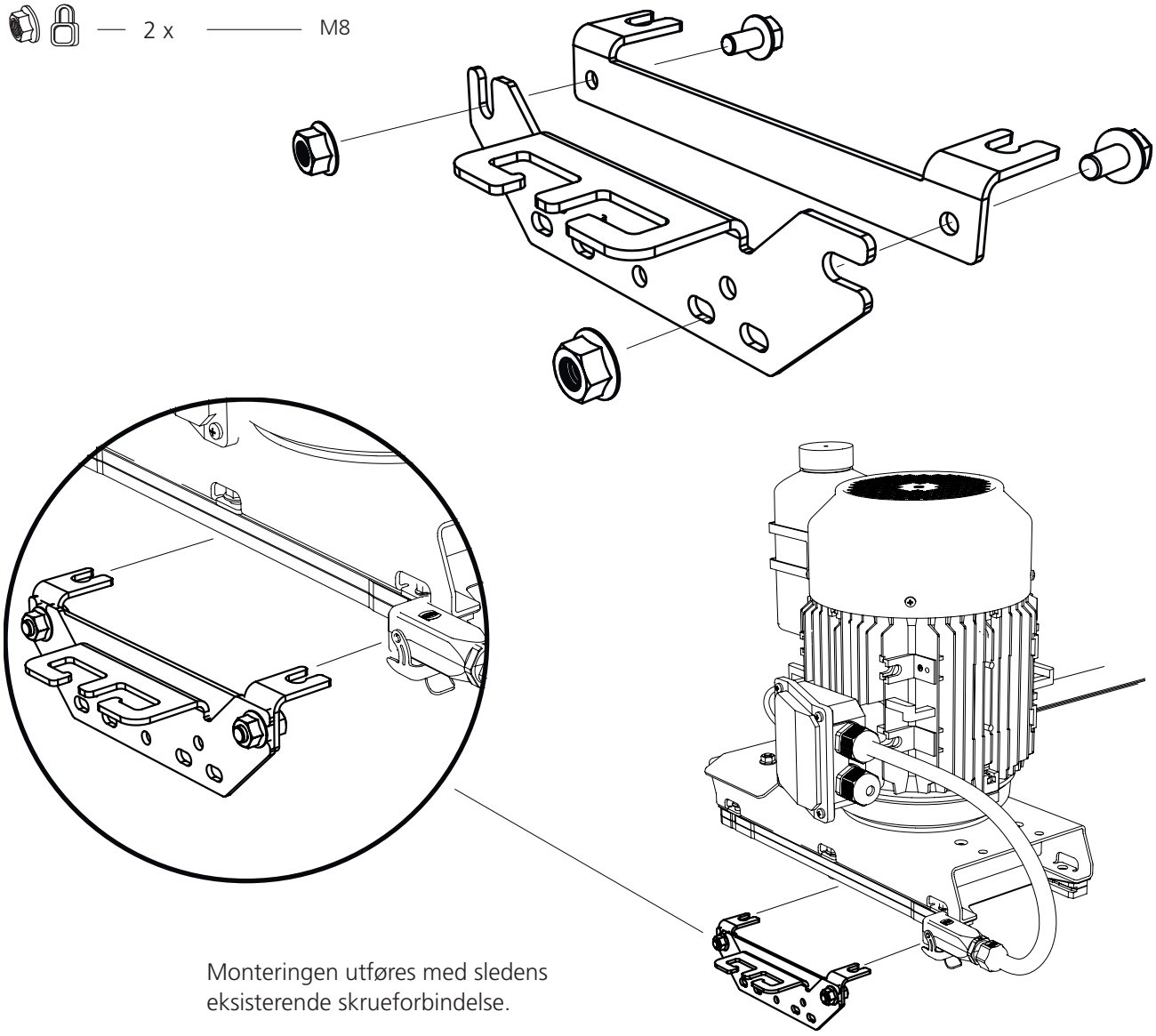

Monteringen utføres med sledens eksisterende skrueforbindelse.

10

4 x	M6x16	
4 x	M6	
1 x	01-00697, 4 m	
1 x	01-00720, 1 m Brukes for hver 1 m forlengelse	
1 x	04-00764	

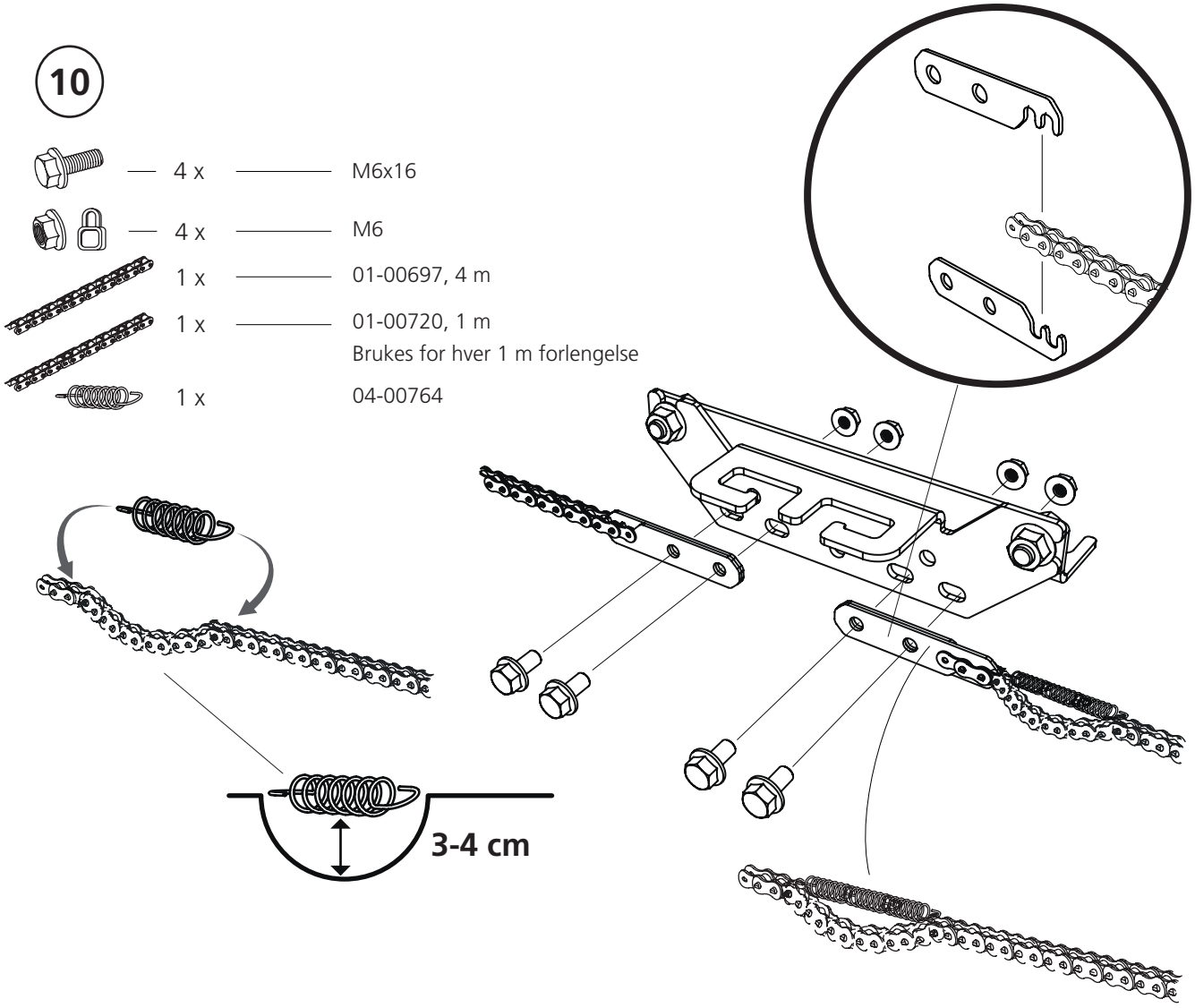

11

Stram drivkjedet slik at det er 6–7 cm mellom kjedene.

For å kunne justere spenningen, må man løsne strammemekanismens flensmutter.

Når justeringen er utført, må du huske å trekke til flensmutteren igjen.

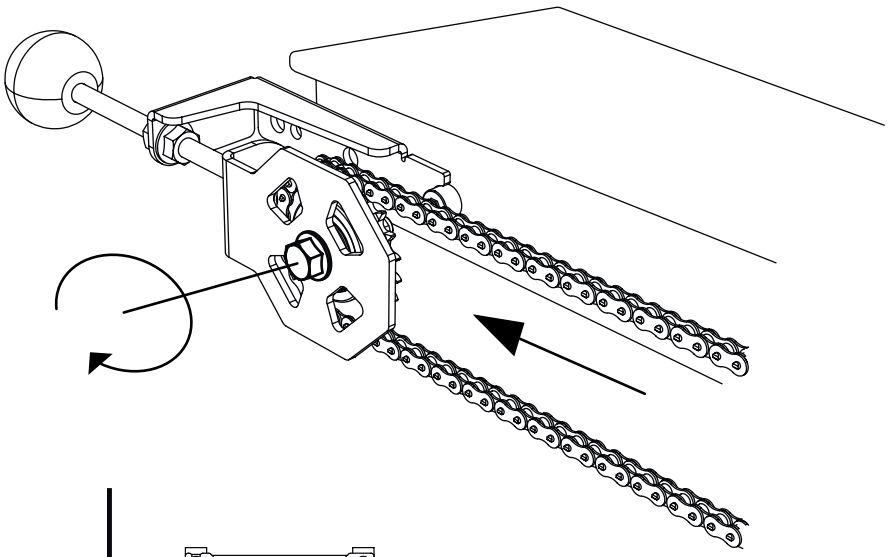

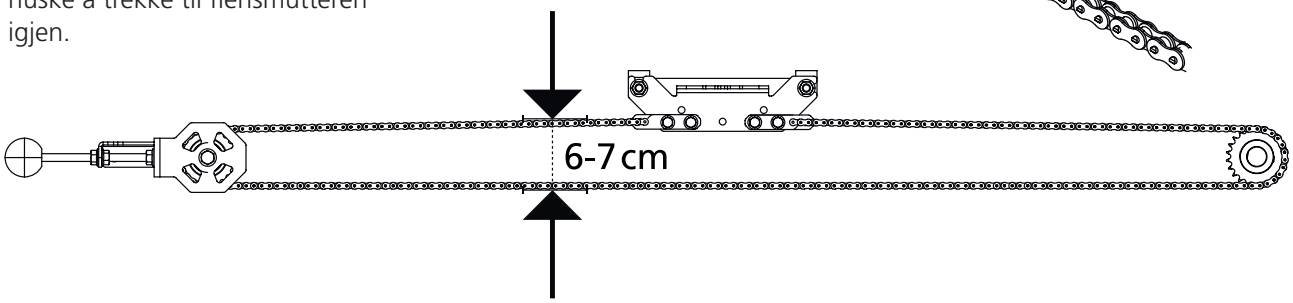

01-00804

12

Den øverste delen av fjernmatingen kan demonteres slik at den elektriske enheten kan oppbevares på et annet sted enn ved sagbruket når den ikke brukes.

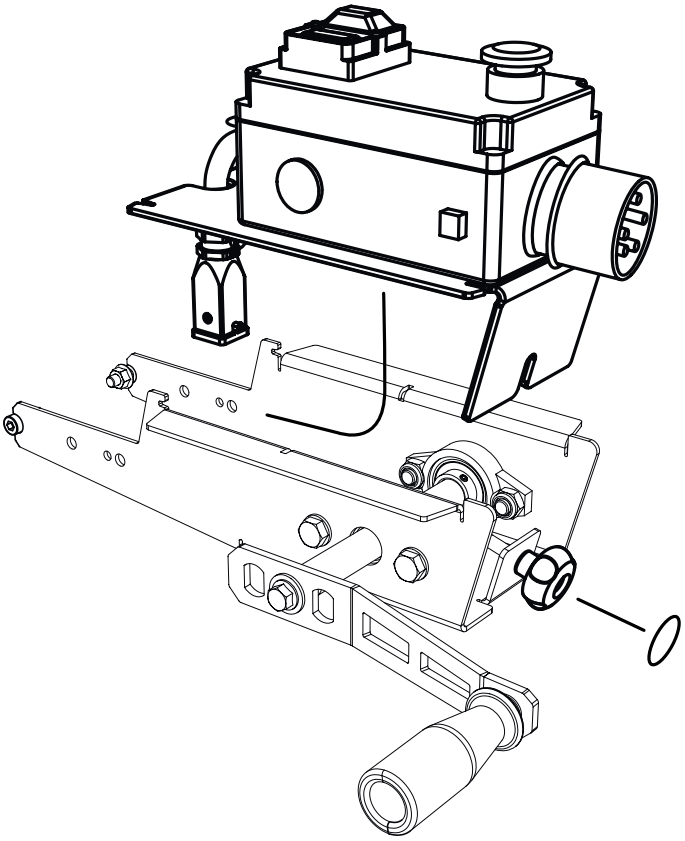

13

Fest strømkabelen til sagaggregatet i kabelfestet på vaierfesteplaten.

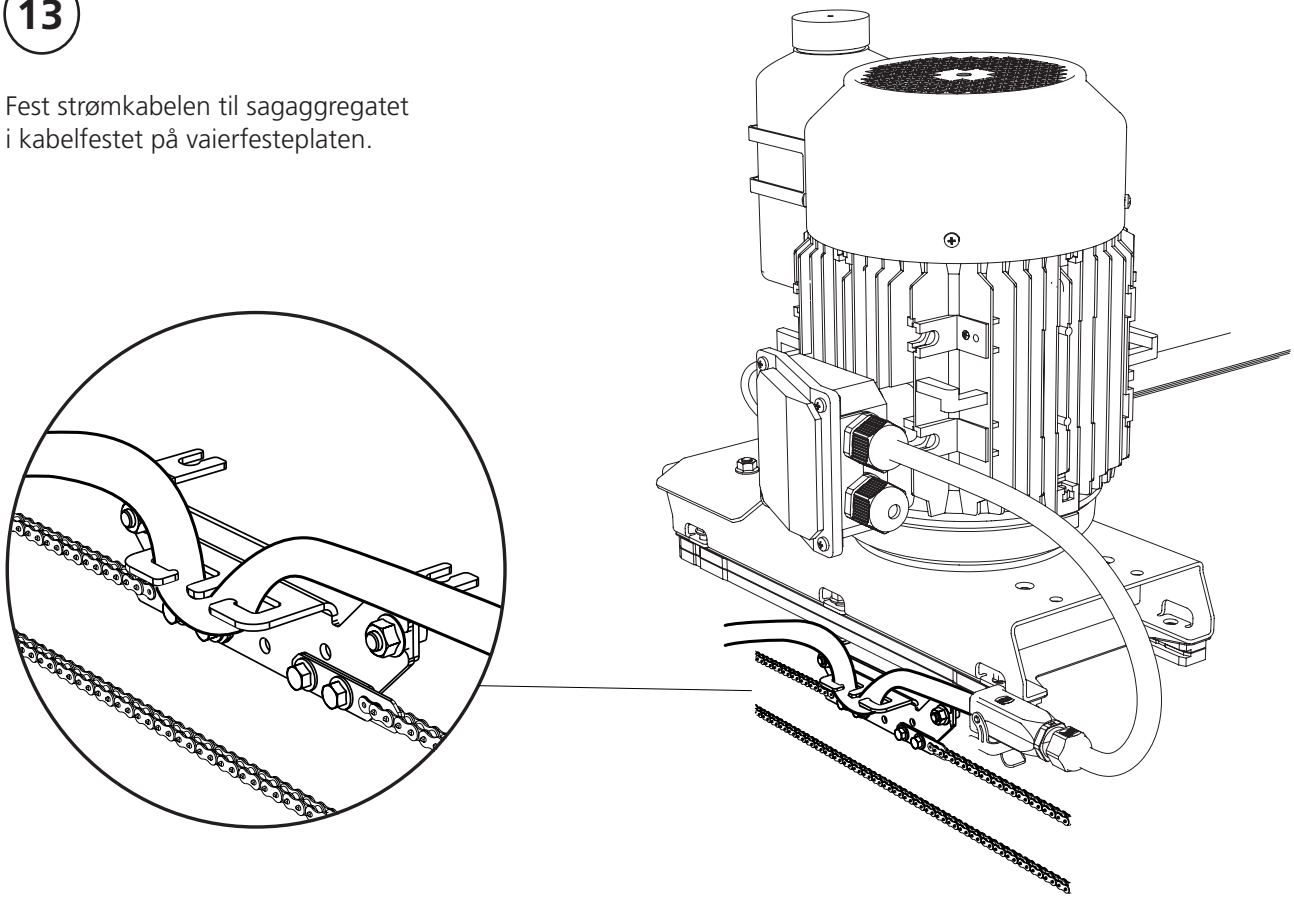

Samsvars-
erklæring

Iht. direktiv 2006/42/EF, vedlegg 2A

Logosol AB,
Fiskaregatan 2,
S-871 33 Härnösand
Tlf. +46 611 18285,

erklærer herved at **Logosol Manuell fjernmating for elsag**

er produsert i overensstemmelse med: Maskin-direktivet 2006/42/EF, EMC-direktivet 2014/30/EU

og i overensstemmelse med følgende harmoniserte standarder:
EN ISO 12100:2010, EN 60204-1:2018

Härnösand 26.06.2025

Robert Berglund, adm.dir.

Arkivvägen 6, 871 53 Härnösand, Sweden
+46(0)611-182 85 | info@logosol.com | www.logosol.com